



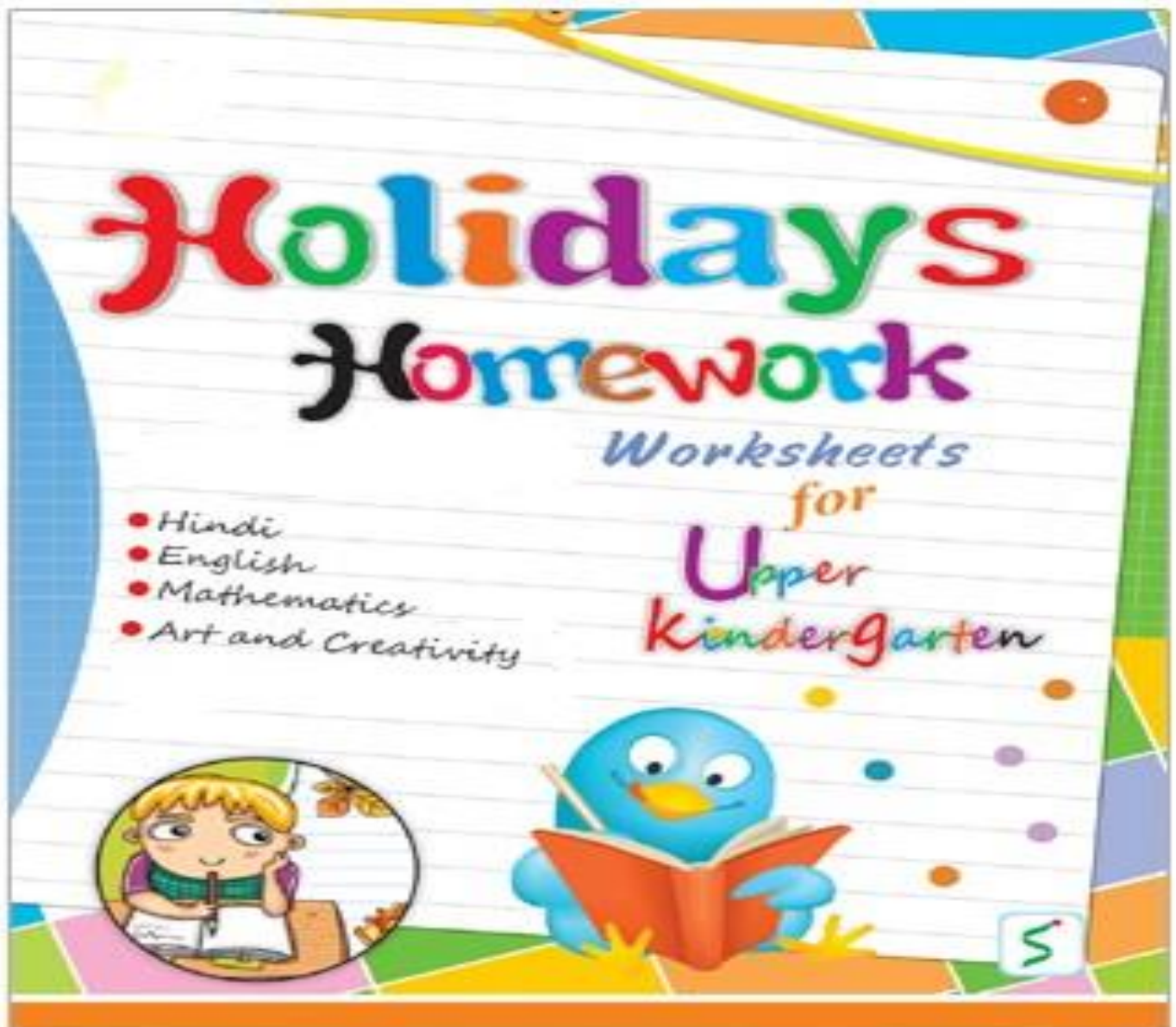
DELHI PUBLIC SCHOOL-GANDHINAGAR

HOLIDAY ASSIGNMENT (2020-21)

CLASS: UKG

Paste photo of
child here

NAME: _____



Homework

- **YOGA FOR KIDS:** Yoga poses aimed at balance, flexibility, and stamina, strengthen muscles and connective tissues enabling good posture. The practice of **Yoga** will bring a positive change in mood and attitude, increased energy levels and the ability to focus on what is required by setting aside distracting thoughts in a child, so it is very beneficial to give regular practice of yoga to our children. The following link will help you to make your child to do some easy yoga poses. Kindly click photos of your ward and paste on A4 size paper.



<https://www.youtube.com/watch?v=X655B4ISakg>

- **SHOW YOUR CREATIVITY:** Children are naturally creative, it is our duty to give them platform to show their creativity, to fulfill this objective teach them to make a pencil stand for their study table. Few examples are given bellow for reference.





- **EVS-** Make a small book and give it the name “ALL ABOUT ME” kindly refer the following link to get the idea.

<https://www.youtube.com/watch?v=940n4gKJzDw>



- **ENGLISH:** 1.Make picture card of ag, am and an words (any two from each word family).
2. Work sheets

Few examples are-



- **MATHS** : Worksheets
➤ **HINDI** : Worksheets
➤ **ART/CRAFT**: Worksheets

DELHI PUBLIC SCHOOL - GANDHINAGAR

English Worksheets

➤ Match the following.

rag



can



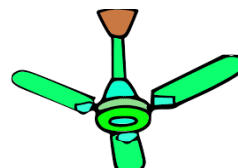
fan



pram



clam



➤ Draw pictures.

jam

tag


fan

yam

bag

can

➤ Colour the hot objects to red ● and the cold objects to blue ●.



➤ Write A-Z

[illegible]

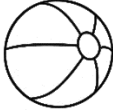


➤ Write small a-z

[illegible]


Delhi Public School-Gandhinagar

Maths worksheets

➤ Draw and colour the big one in each set.

➤ Circle the longest object.









➤ Write 1-60 numbers.

T	O		T	O		T	O		T	O		T	O		T	O


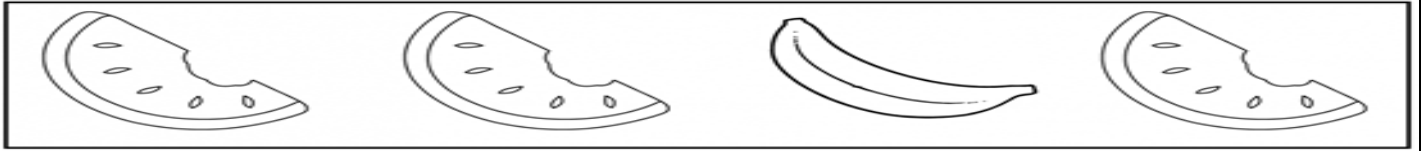
➤ Write after numbers (1-10).

8 _____	3 _____
5 _____	7 _____
1 _____	2 _____









➤ Colour the heavy object and tick the lighter one.




➤ Cross the odd one and colour the same pictures.



➤ Circle the group which has more objects.

- Oh! I can colour all these semi circles and make a beautiful rainbow.



➤ Draw /paste two pictures.

**Triangle shaped
objects**

Heavy objects

**Circle shaped
objects**

DELHI PUBLIC SCHOOL GANDHINAGAR

HINDI WORKSHEETS

प्र.1 अ से अः तक लिखिए :-

प्र.2 चित्र बनाइए :-

आक५

ख

औ

ग

प्र.3 सही अक्षर पर गोला लगाइए :-



क

ई

ए

इ


ख

ओ


औ

अं


प्र.4 रंगों के नाम बोलकर गोले में रंग भरिए:-




नीला



हरा



बैंगनी



पीला

प्र.5 जोड़े मिलाइए:-

ऊ

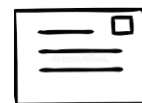
अं

ख

ए

क

1



प्र.6 बोलकर लिखिए :-

क

ख

ग

प्र.7 सब्जियों में रंग भरिए :-



मटर



टमाटर




आलू




गाजर

➤ Colour the following picture:



➤ Do finger printing in given picture using different water colours:



Some fun loving activities to keep your child engage.

- Learn to make paneer, curd, buttermilk ,lassi and lemon juice
- Learn to write your name and learn emergency helpline numbers.
- Tracing different types of leaves and coins.
- Learn to narrate any small story in English.
- Count number of steps you take to reach to your kitchen from your room.
- Search for objects in your home which begins with the hindi letters, taught in the OVC class .