



**DELHI PUBLIC SCHOOL, GANDHINAGAR**

**CLASS 1**

**SESSION – 2024-25**

**SUBJECT – ENGLISH**

**Sample Notebook**







**Month - December**

ENGLISH COURSE- CH 13- A Street or a Zoo

Reading and explanation of lesson pages 94, 95 and 96


TEXT BOOK EXERCISE PG NO 97

- A. Complete the sentences with words from the story. Read the story again and check your answers. 
1. The three children who were out on the street to play were Sonu, Monu, and ...Rina.....
  2. The shadow on the wall was that of an ...eagle.....
  3. The rat wanted to eat the ...mint..... and the kitten wanted to eat the ...rat.....
  4. The eagle wanted to hunt the ...rat.....
  5. The kitten ...miaaww.... to drink and the rat got to eat a half-eaten ...pakora....
  6. The ...ant..... ate sugar.

B. Is this a story about a food chain? Discuss in class.   




WORDS

A. Circle the misspelt words given in the box below and rewrite them correctly. Check your answers with those of your friend's. Score each other. 

towards	shdaow	claped	gran
kiten	stting	bilinked	leecking

...towards...    ...shadow...    ...clapped...    .....

...kitten...    ...sitting...    ...blinked...    ...licking...

B. Write the opposites of these words. 

1. suddenly: gradually
2. picked: discard
3. clever: foolish
4. far: near

## Notebook Work – CH 13- A Street or a Zoo

### A. New Words.

- |             |            |
|-------------|------------|
| 1. kitten   | 5. street  |
| 2. shouted  | 6. clapped |
| 3. suddenly | 7. grain   |
| 4. shadow   | 8. licking |

### B. Make Sentences.

1. street – There is a street market near my house.
2. wall – I saw a snail climbing the wall.
3. tiny – Ants are tiny creatures.

### P. W.

4. clever - Rahul is a clever boy.
5. home- They all went back home.

### C. Answer the following. CBE

1. What comes down the wall?

Ans. A very big eagle comes down the wall.

2. What would the eagle do when the children clapped?

Ans. The eagle spread its wings and flew away.

3. What did the ant eat?


Ans. The ant ate a grain of sugar.


# Grammar

## Grammar Gear - Ch- 14 Sentences


### Reading and explanation of pages 83, 85


### TEXT BOOK EXERCISE PG NO 85-87

A. Look at the picture. Some objects are closer to the table on the right, others are not. Match the words in the table to form sentences correctly. 21 PS 



This is	a toy car.
	a racquet.
	a globe.
That is	a shirt.
	a teddy bear.



B. Fill in the blanks with *these* or *those*. Work with a partner and check each other's answers. CT 



1. These are lemons.
2. These are pears.
3. These are oranges.
4. These are plums.
5. Those are capsicums.

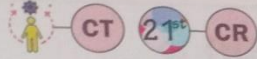
C. Put each set of words in the correct order to form meaningful sentences. 21 PS

1. a dog this is  
This is a dog.
2. tiger a that is  
That is a tiger.
3. bananas these are  
These are bananas.
4. are villages those  
Those are villages.
5. bottle is this a  
This is a bottle.
6. spoon that a is  
That is a spoon.

D.

Make as many sentences as you can by using the words in the table. Use capital letters and full stops wherever necessary.



This	is are	a an	camel
That			Priya
These			eggs
Those			parrot
			peacocks
			umbrellas



1. This is a camel.

2. That is a pizza.

3. These are umbrellas.

4. Those are peacocks.



**DELHI PUBLIC SCHOOL, GANDHINAGAR**

**CLASS 1**

**SESSION – 2024-25**

**SUBJECT – ENGLISH**

**Sample notebook**





**Month - JANUARY**

ENGLISH COURSE- POEM- 14 What Does Little Birdie Say

Recitation and explanation of poem pages 100, 101



TEXT BOOK EXERCISE PG NO 102,103

- A. Write true (T) or false (F). 
1. The little birdie wants to fly. .... T .....
  2. The little birdie peeps from its nest. .... T .....
  3. Mother bird lets the little birdie fly. .... F .....

B. Read the line and answer the questions. 

“Birdie, rest a little longer,”

1. Who said this and to whom?
2. Why should the birdie rest longer?


C. When a grown-up says **no** to you, do you understand the reason why?  

 **APPRECIATION**

Read these lines.

“Baby, sleep a little longer,  
Till the little limbs are stronger.”

The words **longer** and **stronger** end with the same sound. They are **rhyming words**.

From the poem, find words that rhyme with 

1. say - day, away .....
2. rest - nest .....



# WRITE

NCF

Complete the following poem using the words given inside the tree. Your answers must rhyme with the words in bold. Discuss your answers in the class.



I am always **free**

I have a green ...tree.....

To shade me from the **sun**

When all my play is ..done.....

Bananas are **yellow**


I keep my voice so ...mellow....

I wake up **bright**

In the morning ...light.....

Can you say who I am?

.....bird.....





# Grammar

## Grammar Gear - Ch-Composition


### Reading and explanation and

#### ➤ Text Book Exercise Pg no 110-117

### Composition

**Filling Gaps**

A. Choose the correct words and write them to fill in the blanks in the passage. The first one has been done for you.



giant ears	pull down trees
long tusks	spray water on myself
huge trunk	sugar cane
elephant	jaggery
logs of wood	land

I have (1) giant ears

(2) long tusks and a

(3) huge trunk. I use it to carry things like heavy (4) logs of wood

I also use it to (5) pull down trees

I use my trunk to (6) spray water on myself

I eat (7) sugar cane and







(8) jaggery. I live only on

(9) land. Who am I?

I am an (10) elephant

### Picture Composition

Look at the pictures. Match them with the correct words.

 1
  2
  3
  4
  5
  6

2 children

1 birds

4 football

3 tree

6 dog

5 woman

C. Look at the picture and read the questions. You may write one-word answers. Then, work with a partner and check each other's answers.



1. How many children are playing in the park?

There are three children in the park.

2. Where are they playing?

They are playing in the park.

3. How many birds are there in the picture?  
There are three birds in the picture.
4. What is the man doing?  
The man is walking with his dog.
5. Where is the woman?  
The woman is sitting under a tree.
6. What is she doing?  
She is resting.
7. How many trees are there in the picture?  
There are two trees in the picture.
8. What is the colour of the birds flying?  
The colour of the birds flying is green.

### Sentences

E. Here are ten sentences about Tina's classroom. The first part of each sentence is given in column A and the second part is given in column B. Match the sentences correctly. Then, write them in the space provided. The first one has been done for you. (21) (PS)

A	B
1. This is	a. very nice. <u>2</u>
2. It is	b. on the windowsill. <u>4</u>
3. There are a number of	c. my classroom. <u>1</u>
4. There is a small plant	d. is fixed on the wall. <u>6</u>
5. I keep my bag	e. desks and chairs in the room. <u>3</u>
6. The blackboard	f. under my desk. <u>5</u>
7. When I look out of the window,	g. on the walls. <u>8</u>
8. We have colourful pictures	h. for our teacher. <u>9</u>
9. There is a big table and chair	i. meet my teacher in my classroom. <u>10</u>
10. Sometimes my parents	j. I can see some students playing. <u>7</u>

1. This is my classroom.
2. It is very nice.
3. There are a number of desk and chairs in room.
4. There is a small plant on the windowsill.
5. I keep my bag under my desk.
6. The blackboard is fixed on the wall.
7. When I look out of the window, I can see some students playing.
8. We have colourful pictures on the walls.

9. There is a big table and chair for our teachers.

10. Sometimes my parents meet my teacher in my classroom.


F. The description of a car given below is partly incorrect.

Rewrite it by using the correct words in place of the underlined words. You can take help from the Internet to find the correct information. Watch the video to check your answers.



A car has four wheels, an engine and two wings. The pilot sits in the front of the car. It runs on the railway track. The car needs fuel. You can fill it with tea. You sit on the top of the car.

They went to the cinema on Saturday. They saw a film about dinosaurs. The dinosaurs looked large and scary. Girish and Brinda did not like the film and they closed their eyes. On Sunday, the family had their breakfast at home, and they went to the beach in the evening. They had a picnic at the beach. The sea was very calm. Girish and Brinda saw three baby elephants playing in the water. Vikram, Girish and Brinda wanted to play with them, but they were not sure. Then, their father threw a ball in the sea and the baby elephants played with it. It was fun. The children stopped thinking about the dinosaurs in the film. That evening, the family went to the cinema again. This film was about baby elephants, and they all enjoyed it.



1. Vikram went on a picnic with his family.
2. On Saturday, they went to the cinema.

They saw a film about dinosaurs.

Vikram watched the film, but Girish and Brinda did not like the film and they closed their eyes.

On Sunday, the family had their breakfast at home.

In the evening, they went to the beach.

Girish and Brinda saw three baby elephants playing in the water.


3. They wanted to play with the baby elephants but they were not sure.

9. They had a lot of fun and they all enjoyed it.

10. The same evening, they went to cinema again.

Creative Writing

**Our National Flower**



1. The national flower of India is the Lotus.
2. It is a beautiful flower.
3. It grows in ponds and lakes.
4. It is the national pride of India.



**DELHI PUBLIC SCHOOL, GANDHINAGAR**

**CLASS 1**

**SESSION – 2024-25**

**SUBJECT – ENGLISH**

**Sample Notebook**




**Month - NOVEMBER**

ENGLISH COURSE- CH 11- Thakitta Tharikitta Bouncing Ball


Reading and explanation of lesson pages 79, 80 and 81







TEXT BOOK EXERCISE PG NO 82, 83, 85, 86 and 87



A. Fill in the blanks. Compare your answers with those of a friend's. Score each other.  INT

1. Abu plays with a big ..... red ..... ball.
2. The ball lands on Kuttan's ..... toes .....
3. The big red ball ..... rolls ..... away.
4. Abu's father comes to the ..... market .....
5. What sound is made when Abu kicks the ball? ..... Dheem .....


A. Match the columns. Compare your answers with those of a friend's. Score each other. 


1. jump	a. 
2. run	b. 
3. catch	c. 
4. bounce	d. 
5. kick	e. 
6. throw	f. 


What do you do when you return home from school? Do you think you should do more or less of an activity? See the table given below and write more or less in the space provided. Discuss your answers in the class. 


1. playing outside		more
2. doing homework and reading		more
3. watching the television		less

A. Tick (✓) the correct option. Score yourself and check your score with help from your teacher.

1.  The flowers are in the vase.   
The flowers are at the vase.

2.  The cat is on the mat.   
The cat is in the mat.

3.  The jam is on the jar.   
The jam is in the jar.

4.  Aisha is on the supermarket.   
Aisha is at the supermarket.

B. Fill in the blanks by choosing suitable words given in brackets. Compare your answers with those of a friend's. Score each other.

- The keys are ..... (on/in) the table.
- The keys are ..... (in/at) the drawer.
- Keep the doll ..... (at/on) the sofa.
- We will meet ..... (on/at) the library.
- The books are ..... (at/in) the bag.

C. Mark the following sentences as correct (✓) or incorrect (X). Discuss your answers in the class and score yourself.

- The tray is in the table.
- The ball is in the table.
- The children are at the beach.
- Sanjay and Amir are on the park.
- The paper is on my desk.

## Notebook Work – CH 11- Thakitta Tharikitta Bouncing Ball

### A. New Words.

- |              |           |
|--------------|-----------|
| 1. further   | 5. hills  |
| 2. mountains | 6. market |
| 3. catch     | 7. father |
| 4. basket    | 8. lands  |

### B. Make Sentences.

1. caught – Ram caught the ball.
2. basket – The basket is full of fruits.
3. father – My father is my hero.

### P. W.

4. rolls - Ball rolls round and round.
5. market- I went to the market.





Q Rewrite these sentences using capital letters and full stops at the correct places. Check your answers.

1. I am a happy child  
I am a happy child.
2. We laugh and play the whole day  
We laugh and play the whole day.
3. The tree gives us shade  
The tree gives us shade.
4. Tom is a small cat  
Tom is a small cat.
5. This is an old car  
This is an old car.







Q Rewrite these sentences by using capital letters and full stops correctly. Check your answers with your teacher.

1. a little boy lives near my house  
A little boy lives near my house.
2. my mother goes to europe very often  
My mother goes to Europe very often.
3. parul is the captain of our school  
Parul is the captain of our school.
4. my friend and i play every evening  
My friend and I play every evening.
5. uncle ramesh lives in london  
Uncle Ramesh lives in London.



E Look at these pictures and write sentences about each of them. Remember to use capital letters and full stops correctly. The first one has been done for you.

1.  Soma reads stories every night.
2.  Sam brushes his teeth twice a day.
3.  Roma goes to school by bus.

4.  Children are enjoying tug of war.

## Creative Writing

### My Favourite Toy



1. My favourite toy is a toy car.
2. It is red in colour.
3. It runs very fast.
4. I share it with my friends.
5. I love to play with it.



**DELHI PUBLIC SCHOOL, GANDHINAGAR**

**CLASS 1**

**SESSION – 2024-25**

**SUBJECT – ENGLISH**

**Sample notebook**



**Month - OCTOBER**

ENGLISH COURSE- Poem Ch- 9 A Little Song

Reading and explanation of lesson pages 68-69

➤ Text Book Exercise Pg no 70-71

A. Sort if these are true (T) or false (F). Check your answers with those of your friends.

1. The singer is a bird. T
2. The child can see the singer. F
3. There are bees near the child's house. T
4. The child wants to catch the singer. F

B. Why do you think the child wants to thank the singer?

**APPRECIATION**

Read this stanza.

There's a bird's little song,  
When I wake up every day,  
But where is the singer?  
That I cannot say.

The words day and say end with the same sound - /ay/. They are rhyming.

A. Find the other pairs of rhyming words from the poem.

bees - bees, little - song

B. From the poem, find words that rhyme with

1. long song
2. seed bees
3. few you

**WRITE**

Complete the following poem using the words given. Each one of them must rhyme with the words given.

two more three you

My garden has one big tree;  
But, in the park there are three;

Near the lake there grow four;  
But in the forest, there are many more.

But, if I had only two;  
I would give one to you.

Ch- 10 Me Too

Reading and explanation of lesson pages 72-73

➤ Text Book Exercise Pg no 74,75 and 76

Fill in the blanks. Check your answers with those of a friend or other.

1. A duckling hatched out of its egg.
2. "I've found a worm," said the duckling.
3. The duckling pulled the chick out of the pond.
4. "Look, I'm swimming!" said the duckling.

Write the sounds made by the animals against their names. Discuss in the class and score yourself.

moos	trumpets	bleats	roars
croaks	growls	brays	

1. a horse ..... neighs.....
2. a sheep ..... bleats.....
3. a cow ..... moos.....
4. a frog ..... croaks.....
5. a donkey ..... brays.....
6. a lion ..... roars.....
7. an elephant ..... trumpets.....
8. a bear ..... growls.....

Fill the blanks with a or an. Discuss your answers in the class and score yourself.

- |                      |                           |
|----------------------|---------------------------|
| ..... a ..... cup    | 7. .... a ..... cat       |
| ..... an ..... ant   | 8. .... an ..... elephant |
| ..... an ..... igloo | 9. .... a ..... girl      |
| ..... a ..... nest   | 10. .... an ..... apple   |
| ..... a ..... bee    | 11. .... a ..... book     |
| ..... an ..... idea  | 12. .... an ..... eagle   |

## Notebook Work – Ch- 10 Me Too

### A. New Words.

1. duckling
2. hatched
3. chick
4. worm
5. shouted
6. drown
7. digging
8. again



# Grammar



## Grammar Gear - Ch-10 Pronouns

### Reading and explanation of pages 67,68

#### ➤ Text Book Exercise Pg no 68 and 69

A. Circle the pronouns in these sentences. <sup>(21)</sup> <sup>(PS)</sup>




1. Come children, I have chocolates for you.
2. He hopped away.
3. She has seen a merry-go-round.
4. Have you seen a giraffe?
5. Did you see the sky? It is full of clouds.
6. I will tell you a story.
7. One day, he went into the forest.
8. She let all the balloons fly into the sky.
9. I would like a vanilla ice cream.
10. He wants a strawberry ice cream.
11. She wants a chocolate ice cream.
12. Would you like to have an ice cream?
13. I bought a comic book, but it was torn.
14. I will return it tomorrow.
15. He has invited you to the birthday party. You can come later. I will go a bit early. We have a gift. Do not forget to get it.



38

B. Underline the nouns that are repeated in this passage. Then, rewrite the passage by replacing them with suitable pronouns. The first one has been done for you. <sup>C.B.E</sup> <sup>(23)</sup> <sup>(EVS)</sup> <sup>H.W</sup>

In summer last year, Madhu ate a mango. Madhu threw the seed beside her house. Some days later, Madhu saw a plant. Madhu watered the plant every day. The plant grew into a big mango tree. Every summer, many mangoes grow on the big mango tree.



Last year, in summer, Madhu ate a mango. She threw the seed beside her house.

---

---

---

---

---

---



## Grammar Gear - Ch-12 Preposition


### Reading and explanation of pages 74,75

➤ Text Book Exercise Pg no 75,76 and 77

A. Look at the picture. Read the instructions given below. Draw lines to place the objects as per the instructions.


1. Put the flower vase on the centre table.
2. Put the lamp on the bookcase.
3. Put the laptop under the centre table.
4. Keep the doll on the sofa.
5. Keep the book in the bookcase.

**Self-help** The prepositions *in*, *on* and *under* tell us about the position of things.









B. Fill in the blanks by choosing suitable prepositions from the brackets.

1. Karan is in (in / on) his room.
2. A cat is sitting on (in / on) the chair.
3. Take care, there is water on (in / on) the floor.



4. Will you sleep in (in / under) your own room tonight?
5. My father forgot his phone on (on / in) the car seat.
6. There is water in (in / on) the well.
7. My sister's water bottle rolled under (in / under) the bed.
8. It was hot. Mohan sat under (in / under) the shade of the tree.
9. My little brother thinks there are monsters under (in / under) his bed.
10. The crow sat on (in / on) the branch of the tree.

C. Bruno is the name of the dog in the pictures. Look at the pictures and tell where Bruno is. Then, complete the sentences given below with the prepositions *in*, *on* or *under*.

1.  Bruno is on the bed.
2.  Bruno is in Papa's arms.
3.  Bruno is under the table.
4. 
5. 
6. 

4. Bruno is under the car.
5. Bruno is in Sonia's bag.
6. Bruno is in the kitchen.

put a tick (✓) against the correct sentences. Put a cross (X) against the incorrect ones. Check your answers with your teacher.

1. My pet cat was sitting *under* the wall.
2. There are roses *in* the basket.
3. There are three men *in* the boat.
4. My friends are swimming *on* the lake.
5. There are squirrels *under* the tree.
6. There is a snake *in* the carpet.
7. My shoes are *in* the shoe rack.
8. There is an earthworm *in* the pot.
9. I climbed *under* the roof.
10. Look! There is a butterfly *on* the flower.

- 
- 
- 
- 
- 
- 
- 
- 
- 
- 



## Notebook work

## Creative Writing

### My Mother



1. My mother's name is \_\_\_\_\_.
2. She is very beautiful.
3. She cooks tasty food.
4. She helps me in my studies.
5. She takes care of our family.
6. I love my mother very much



**DELHI PUBLIC SCHOOL, GANDHINAGAR**

**CLASS 1**

**SESSION – 2024-25**

**SUBJECT – ENGLISH**

**Sample notebook**

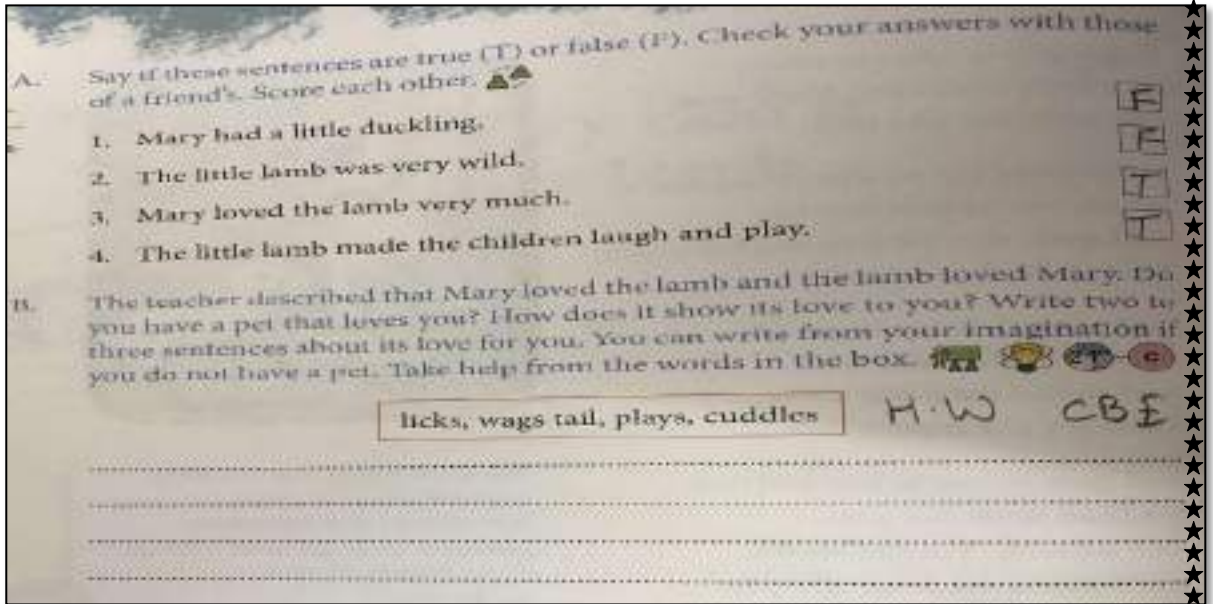


**Month - AUGUST**

# ENGLISH COURSE- Poem- 6 Mary Had a Little Lamb

## Reading and explanation of lesson pages 42-44

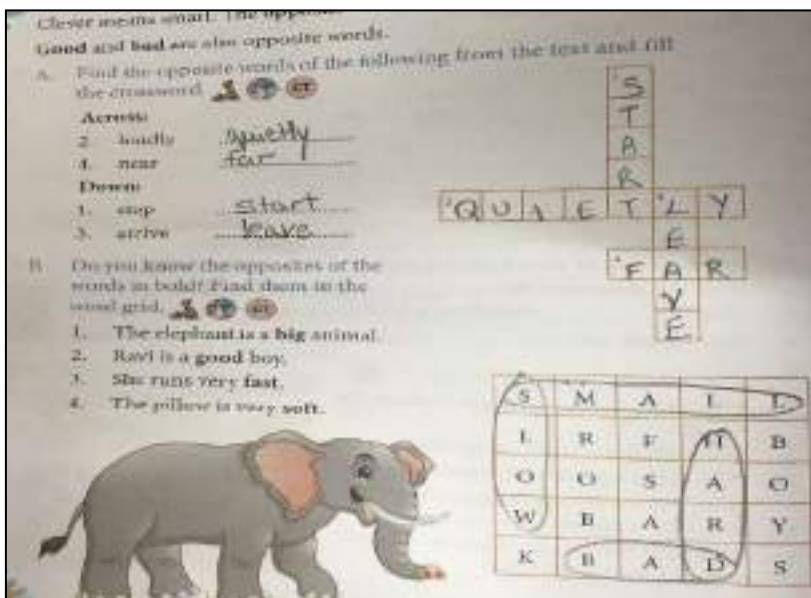
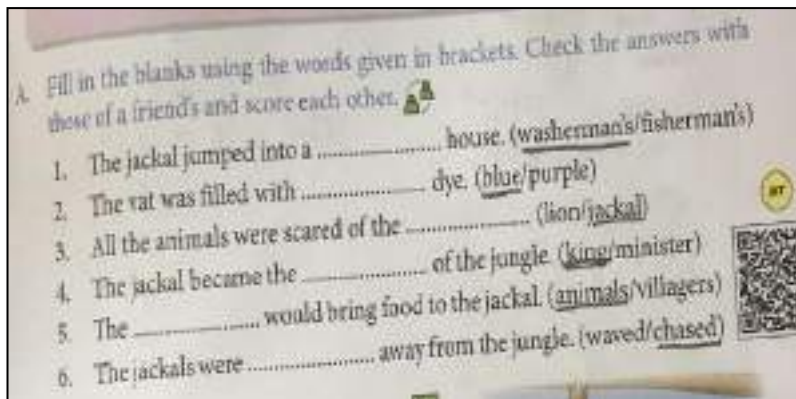
➤ Text Book Exercise Pg no 44,46,47



# Ch- 7 The Blue Jackal

## Reading and explanation of lesson pages 48-51

➤ Text Book Exercise Pg no 51,52,53,54 and 55





## Notebook Work – Ch-7

### A. New Words.

- |              |               |
|--------------|---------------|
| 1. wicked    | 5. reflection |
| 2. village   | 6. vat        |
| 3. duty      | 7. strange    |
| 4. surprised | 8. chased     |

### B. Make Sentences.

1. chased – The lion chased the rabbit.
2. strange– I heard a strange noise last night.

### P. W.

3. duty - It is our duty to take care of animals.
4. plan - Sia had a plan for the party.

**C. Answer in one or two words.**

1. Where did the jackal go looking for food?

Ans. village

2. Where did the jackal jump into?

Ans. vat of blue dye

3. What did the jackal see in the river?

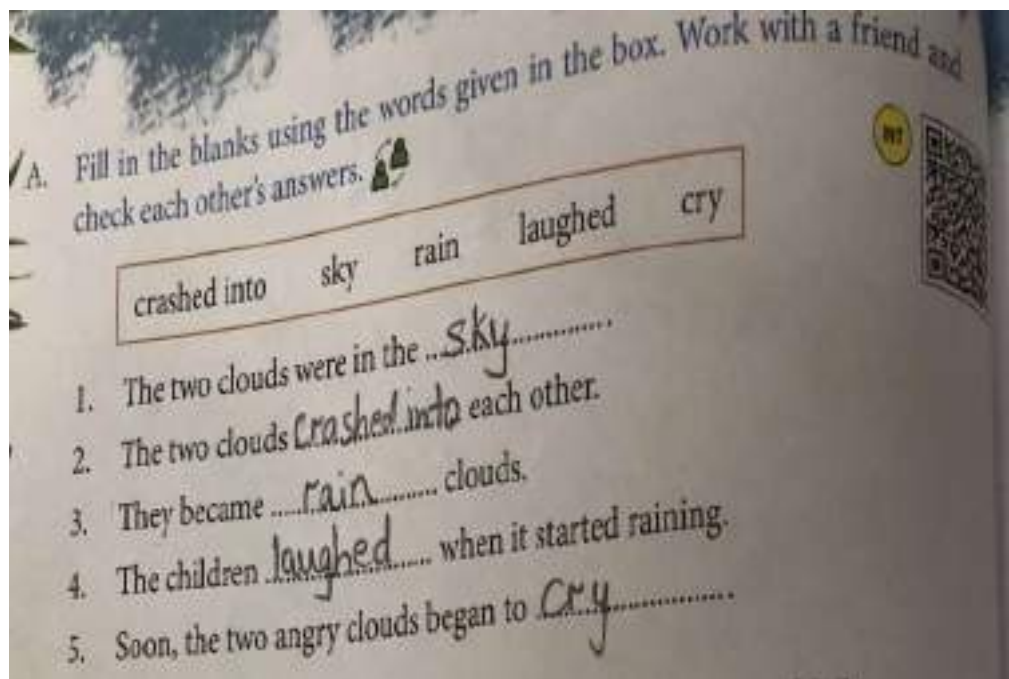
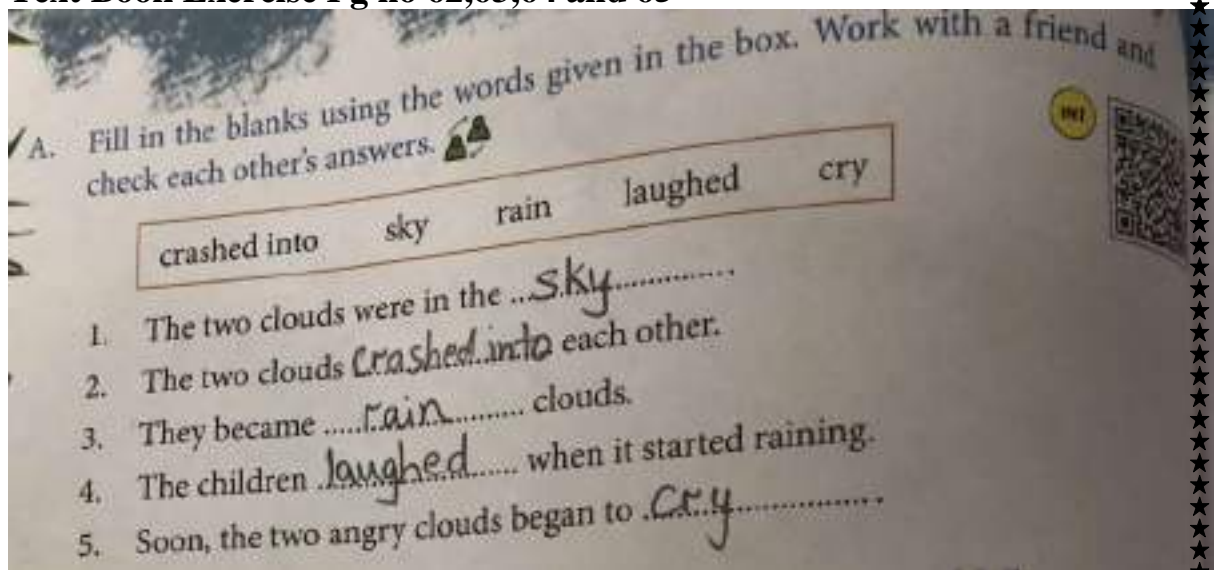
Ans. its own reflection


**Ch- 8 The Clouds**

**Reading and explanation of lesson pages 59-61**

➤ **Text Book Exercise Pg no 62,63,64 and 65**

➤





## Notebook Work- Ch- 8

### A. New Words.

- |          |             |
|----------|-------------|
| 1. sky   | 5. thunder  |
| 2. cloud | 6. children |
| 3. away  | 7. loud     |
| 4. angry | 8. strong   |

### B. Make Sentences.

- clouds- There are dark clouds in the sky.
- raining- Its raining outside .

### P. W.

- away- My school is far away from my home..
- loud - That singer was loud enough.

### C. Answer in one or two words.

- Which cloud became the rain cloud first?

Ans. second cloud

- Who blew the clouds away?

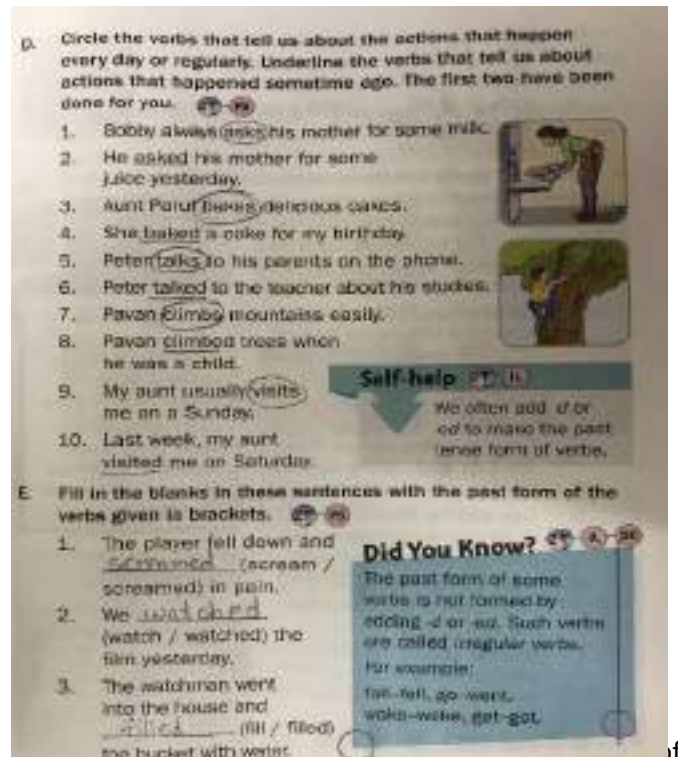
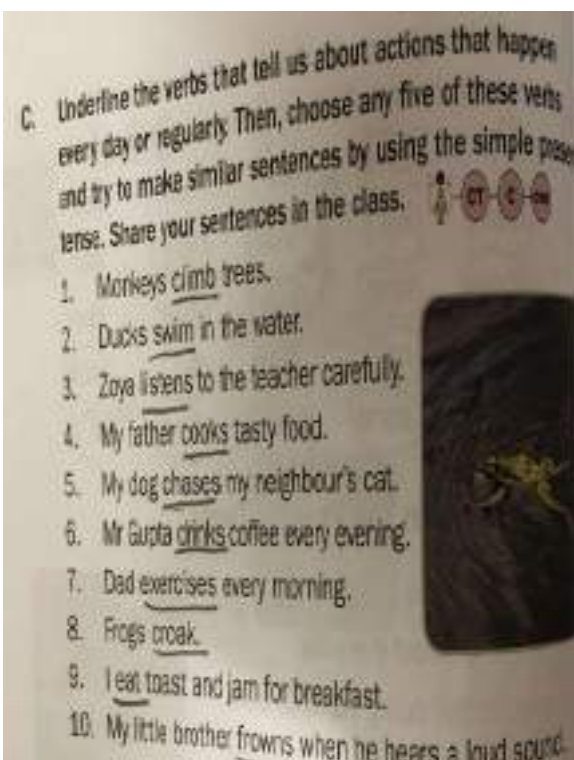
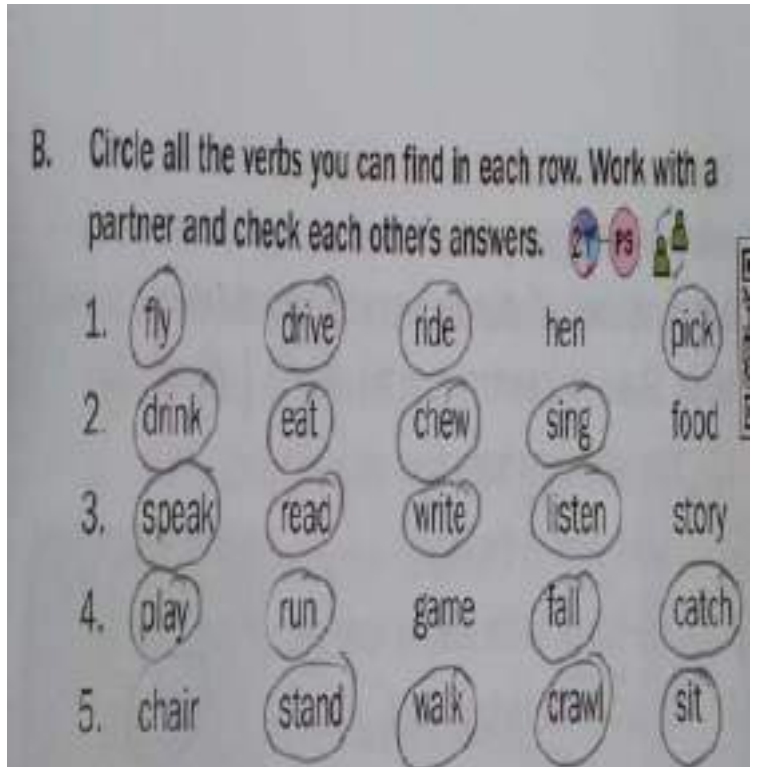
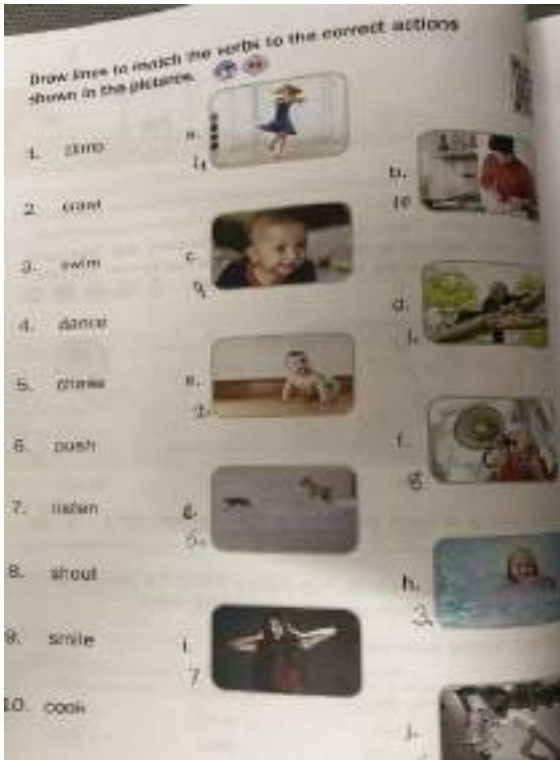
Ans. strong wind

# Grammar

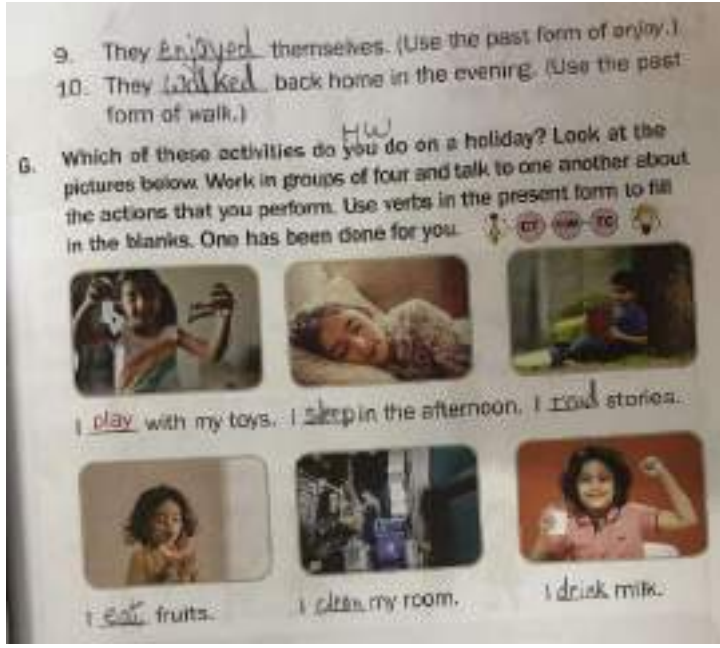
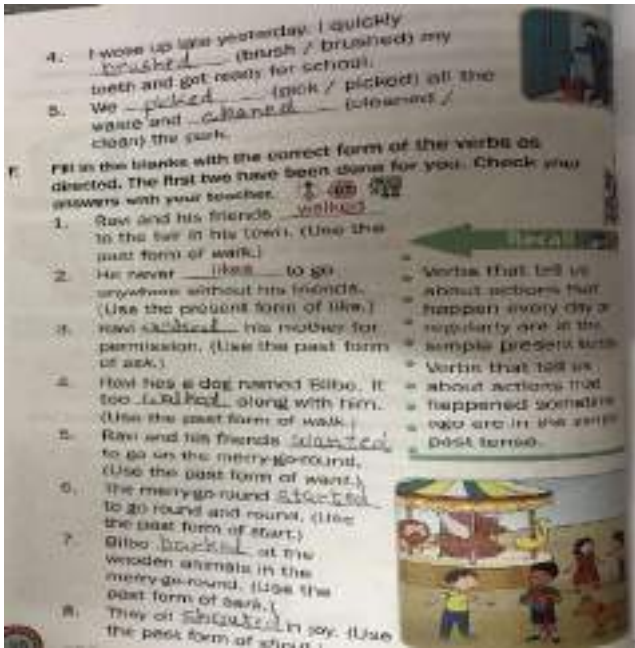
## Grammar Gear - Ch-7 Verbs

### Reading and explanation of pages 51,53

➤ Text Book Exercise Pg no 52, 53, 54, 55, 56 and 57



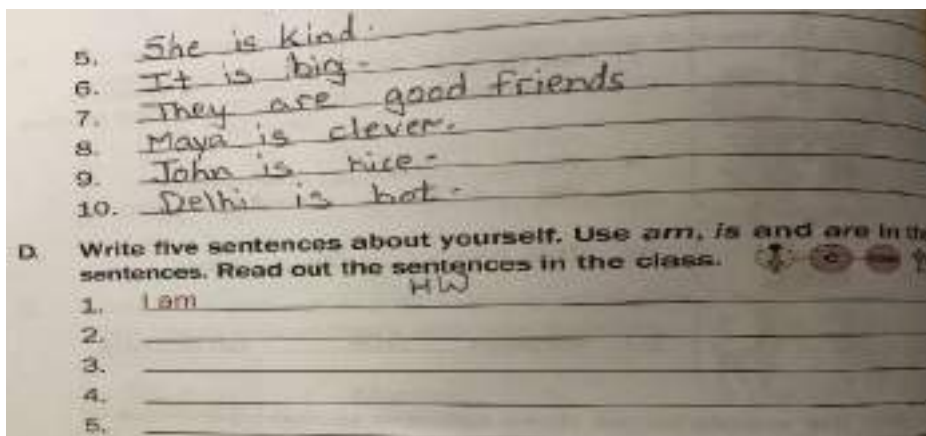
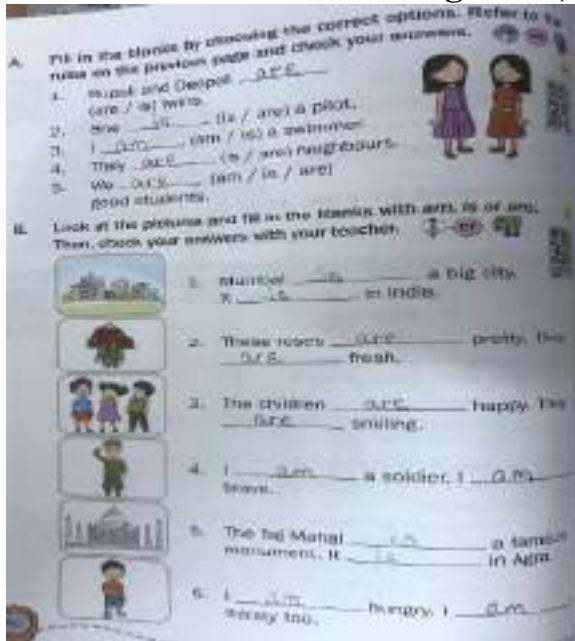




**Grammar Gear - Ch-8 Verbs am, is, are**


**Reading and explanation of pages 58,59**

**➤ Text Book Exercise Pg no 60, 61 and 62**



## Creative Writing

### My Favourite Fruit



1. My favourite fruit is mango.
2. It is the king of all fruits.
3. Raw mango is sour in taste.
4. I like to eat ripped and juicy mangoes.
5. I wish that mangoes grew in all seasons.



**DELHI PUBLIC SCHOOL, GANDHINAGAR**

**CLASS 1**

**SESSION – 2024-25**

**SUBJECT – ENGLISH**

**Sample notebook**







**Month - JULY**


ENGLISH COURSE- Ch- 4 The Jackal and the Drum


Reading and explanation of lesson pages 21-24

➤ Text Book Exercise Pg no 25,26,27 and 30

A. Give one word answers with the help of the pictures. Read the story again and score yourself. Check your score with your teacher. CBE


1. Who was hungry?		...jackal....
2. Where did the jackal reach when he went out of the jungle?		...field.....
3. What was rubbing against the drum?		...branches...
4. What was the jackal searching for?		....Food.....

 **WORDS**



A. Unscramble the words used in the chapter. Check your answers with those of your friend's. Score each other. 




1. asw .....saw.....
2. reet .....tree.....
3. burbed .....rubbed.....
4. esino .....noise.....
5. hngyru .....hungry.....

26



B. Circle the names of animals and birds in the given puzzle. Work with a friend and check each other's answers. 

J	A	C	K	A	L
C	A	M	E	D	
		E	R	O	W
B	A	T	W	O	
R	A	T		L	
	R	T		F	
S	H	E	E	P	







C. Match the animal with its home.   

1. bird	a. kennel 4
2. horse	b. room 5
3. lion	c. den 3
4. dog	d. nest 1
5. bat	e. stable 2

**WRITE**

The jackal is scared of the strange sound. Here is another story about a child who is scared. Read the sentences and fill in the blanks with the given words. Write the complete story in your notebook.   

bedroom window lights shadow loud

One night I woke from my sleep. It was raining. Suddenly, there was a loud noise. I was so scared. I saw a shadow on the wall. It moved quickly. It looked like someone was knocking on the window. I called Mum and Dad. They came running to my bedroom. They switched on the lights. It was a tree branch hitting the window! We all laughed.

### Notebook Work.

#### A. New Words.

- |           |             |
|-----------|-------------|
| 1. jackal | 5. wise     |
| 2. hungry | 6. strange  |
| 3. jungle | 7. afraid   |
| 4. empty  | 8. surprise |

**B. Make Sentences.**

- 1. jungle – Lions live in jungle.
- 2. strong – The tree branches are strong.

**P. W.**

- 3. empty - The glass is empty.
- 4. noise – I heard the noise of a cat.

**C. Answer in one word.**

- 1. Where did jackal live?

**Ans. jungle**

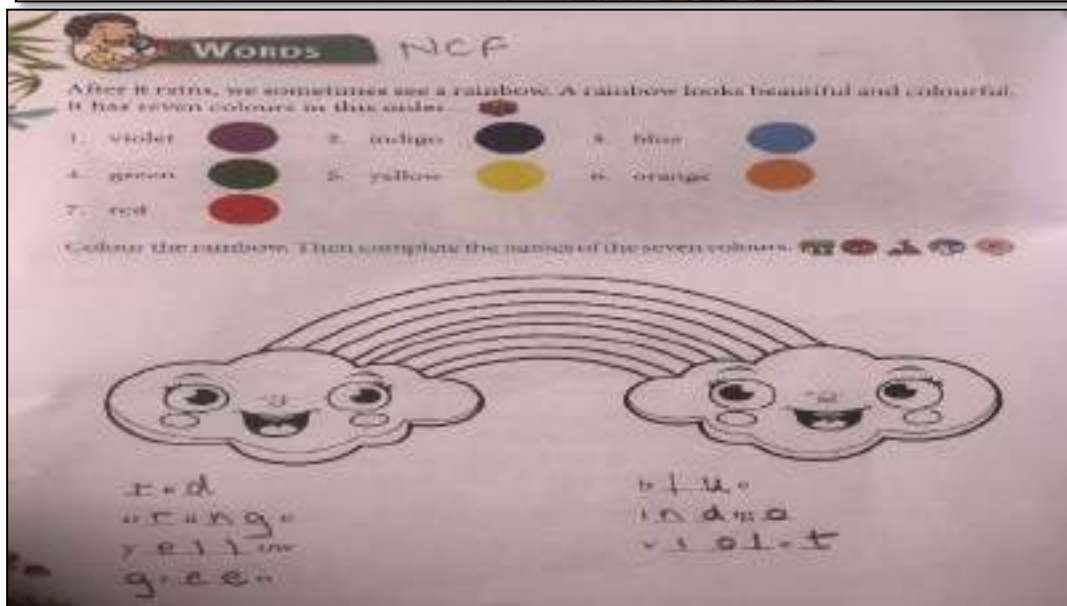
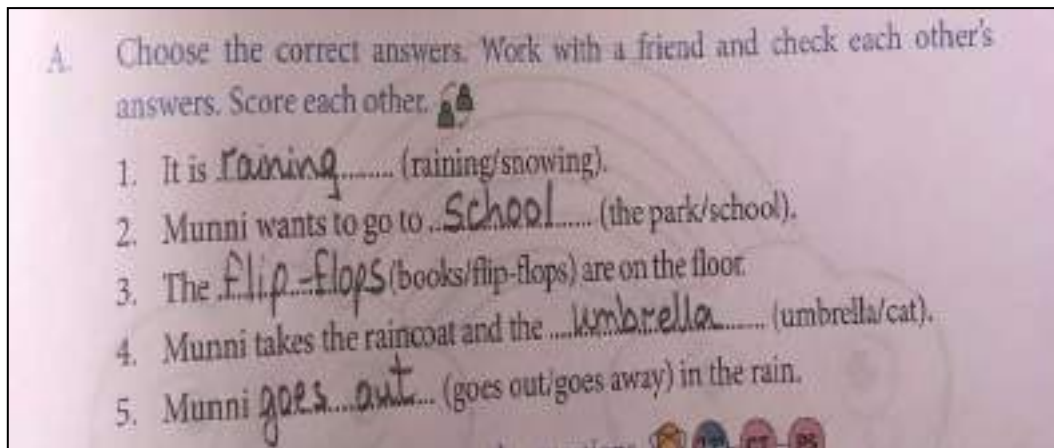
- 2. What did jackal find with the food near the drum?

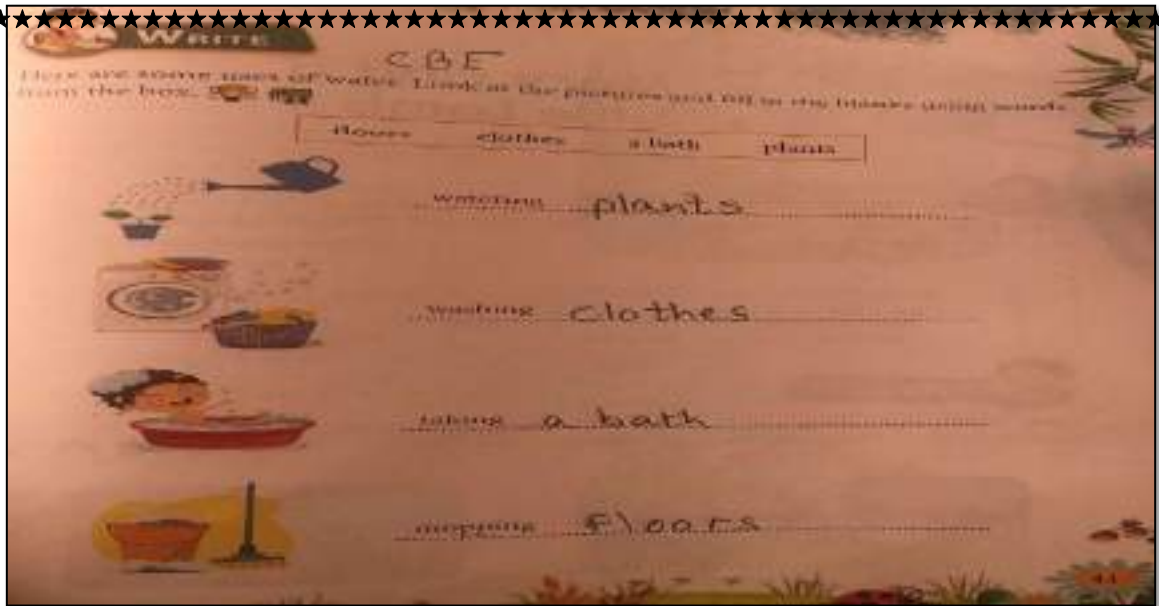
**Ans. water**

**Ch- 5 Hello, Rain!**

**Reading and explanation of lesson pages 31-37**

**➤ Text Book Exercise Pg no 37,38 and 41**





## Notebook Work.

### A. New Words.

- |             |               |
|-------------|---------------|
| 1. rain     | 5. crying     |
| 2. sound    | 6. flip-flops |
| 3. umbrella | 7. splash     |
| 4. raincoat | 8. hook       |

### B. Make Sentences.

1. rain- It is going to rain heavily today.
2. umbrella – I have a big umbrella.

### P. W.

3. raincoat - I like to wear raincoat when it rains.
4. door – This door is very colourful.

### C. Answer in one word.

1. What is the sound of the rain mentioned in the lesson “Hello Rain”?

Ans. Pitter, patter

2. What was kept on the floor?

Ans. Flip-flops

# Grammar

## Grammar Gear - Ch-6 Articles a and an







### Reading and explanation of pages 35-36

➤ Text Book Exercise Pg no 37, 38 and 39

**6 Articles a and an**

**Warm-up**

Fill in the missing letters by using the picture clues.

-  1. I want to write. Give me a p e n c i l, please.
-  2. Oops! I made a mistake. I want to erase this. Give me an e r a s e r, please.
-  3. I want to read. Give me a b o o k, please.
-  4. I am hungry. Please give me an a p p l e.
-  5. Can I also have an o r a n g e?
-  6. I will take all of these home. Please give me a b a g.

Did you notice the use of a before the words pencil, book, and bag? Why is an used before the words eraser, orange, and apple?

**A. Put a tick (✓) in the box if the article is used correctly. Put a cross (X) if the article is used incorrectly. The first one has been done for you.**

1. a angel	X
2. a balloon	✓
3. a deer	✓
4. an aeroplane	✓
5. an cart	X
6. a fox	✓
7. an eagle	✓
8. an insect	✓
9. an house	X
10. a owl	X

**B. Circle the correct articles from the given options to complete the sentences. Work with a partner and check each other's answers.**

- Sanjiv has (a / **an**) uncle.
- He has (a / **an**) aunt too.
- Babita is the name of (a / **an**) doll.
- Ahmed draws (a / **an**) elephant.
- We saw (a / **an**) ostrich in the zoo.
- I eat (a / **an**) egg every morning.
- (**A** / An) child needs love and care.
- I want (a / **a**) cup of tea.
- Sari is (a / **a**) Indian dress.
- Tom and Jerry is (a / **a**) cartoon show.
- There is (a / **a**) bottle on the table.
- She is (a / **a**) doctor.



C. Fill in the blanks with a or an.

1. A lion and an elephant
2. A banana and a pineapple
3. An ant and a sweet
4. An owl and a bat
5. A rabbit and a carrot
6. An eagle and a crow
7. A pen and an ink bottle
8. A woman and an umbrella
9. A nest and an egg
10. A dog and a wolf
11. A horse and a carriage
12. A pilot and an aircraft
13. An orange and a cucumber
14. A phone and a computer
15. An ostrich and a bear



D. Fill in the blanks with a or an.

1. Give me a glass of milk.
2. I want an omelette for breakfast.
3. Our teacher taught us a game.
4. I have a bar of chocolate.
5. Richa, Reena and Mitu went to an ice cream parlour. Richa wanted to have an orange ice cream. Reena said, "I will have a pineapple ice cream." Mitu wanted a mango ice cream.



E. Work in groups of three. Read the words given below. Colour the a words red and the an words yellow.

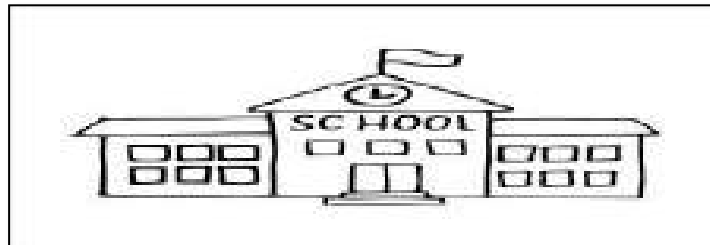
- |               |            |             |                |
|---------------|------------|-------------|----------------|
| 1. apple      | 2. eagle   | 3. kettle   | 4. quilt       |
| 5. apricot    | 6. fish    | 7. lemon    | 8. rag         |
| 9. biscuit    | 10. guava  | 11. mango   | 12. sack       |
| 13. pot       | 14. artist | 15. mug     | 16. doctor     |
| 17. ear       | 18. candy  | 19. notepad | 20. umbrella   |
| 21. teacher   | 22. jar    | 23. jug     | 24. vase       |
| 25. ice cream | 26. orange | 27. cupcake | 28. watermelon |

## Note book work.

### Opposites

- |                 |                   |                      |                   |
|-----------------|-------------------|----------------------|-------------------|
| 1. in - out     | 7. near - far.    | 12. day - night      | 17. Happy – sad   |
| 3. up - down    | 8. come – go      | 13. loose – win      | 18. light - heavy |
| 4. empty – full | 9. open – close   | 14. clean – dirty    | 19. on - off      |
| 5. sit – stand  | 10. bright – dull | 15. good – bad       | 20. yes - no      |
| 6. big - small  | 11. new – old     | 16. beautiful – ugly |                   |

## Creative Writing



### My School

1. The name of my school is Delhi Public School, Gandhinagar.
2. It has many classrooms with big doors and windows.
3. There are three big playgrounds in my school.
4. I like to play and study in my school.
5. I like to go to school everyday.



**DELHI PUBLIC SCHOOL, GANDHINAGAR**

**CLASS 1**

**SESSION – 2024-25**

**SUBJECT – ENGLISH**

**Sample notebook**



**Month - JUNE**

ENGLISH COURSE- POEM- 3 Little Raindrops

Recitation and explanation of poem pages 16-18

➤ Text Book Exercise Pg no 19, 20

A. Circle yes for the things you think you can do on a rainy day. Circle no for the things you cannot do on a rainy day.

1. splash in water	yes <input checked="" type="radio"/> no <input type="radio"/>
2. listen to the thunder	yes <input type="radio"/> no <input checked="" type="radio"/>
3. sit in the sun	yes <input type="radio"/> no <input checked="" type="radio"/>
4. dry washed clothes outside	yes <input type="radio"/> no <input checked="" type="radio"/>
5. look for a rainbow	yes <input type="radio"/> no <input checked="" type="radio"/>
6. go on a picnic	yes <input checked="" type="radio"/> no <input type="radio"/>
7. watch television	yes <input type="radio"/> no <input checked="" type="radio"/>
8. go to a park	yes <input checked="" type="radio"/> no <input type="radio"/>
9. read books	yes <input type="radio"/> no <input checked="" type="radio"/>
10. go for a walk	yes <input type="radio"/> no <input checked="" type="radio"/>

B. Unscramble these words from the poem.

1. ayd	...day.....	4. lapy	...play.....
2. ainr	...rain.....	5. odayt	...today.....
3. anep	...pane.....		

A. Can you give two words which rhyme with

1. play	...clay, day.....
2. speak	...peak, leak.....

The raindrops go pitter-patter on the window pane. Pitter-patter is a sound word.

B. Here are some other sound words. Match the words in the two columns. When do you think these sounds are heard? Discuss.

A	B
splash	sound of breathing with an open mouth
achoo	sound of something moving in water
yawn	sound of sneezing

# Grammar

Grammar Gear - Ch-4 Nouns Gender pg no. 22- 27

Reading and explanation of pages 22-24



➤ Text Book Exercise Pg no 25, 26 and 27

A. Some of the words in the table are in the wrong column. Circle them. 2T PS

Masculine Gender	Feminine Gender
1. man	a. woman
2. <span style="border: 1px solid black; border-radius: 50%; padding: 2px;">landlady</span>	b. <span style="border: 1px solid black; border-radius: 50%; padding: 2px;">landlord</span>
3. lion	c. lioness
4. <span style="border: 1px solid black; border-radius: 50%; padding: 2px;">girl</span>	d. <span style="border: 1px solid black; border-radius: 50%; padding: 2px;">boy</span>
5. nephew	e. niece
6. son	f. daughter
7. <span style="border: 1px solid black; border-radius: 50%; padding: 2px;">goose</span>	g. <span style="border: 1px solid black; border-radius: 50%; padding: 2px;">gander</span>
8. uncle	h. aunt
9. brother	i. sister
10. rooster	j. hen
11. fox	k. vixen
12. <span style="border: 1px solid black; border-radius: 50%; padding: 2px;">madam</span>	l. <span style="border: 1px solid black; border-radius: 50%; padding: 2px;">sir</span>



**Did You Know?** 2T IL

In the English language, only living things can be in gender.



B. Circle all the nouns that are in the feminine gender in each row. 2T PS

1. <span style="border: 1px solid black; border-radius: 50%; padding: 2px;">mare</span>	deer	fox	<span style="border: 1px solid black; border-radius: 50%; padding: 2px;">duck</span>
2. uncle	<span style="border: 1px solid black; border-radius: 50%; padding: 2px;">vixen</span>	brother	grandfather
3. man	lion	<span style="border: 1px solid black; border-radius: 50%; padding: 2px;">peahen</span>	peacock
4. <span style="border: 1px solid black; border-radius: 50%; padding: 2px;">hen</span>	rooster	gander	<span style="border: 1px solid black; border-radius: 50%; padding: 2px;">goose</span>
5. <span style="border: 1px solid black; border-radius: 50%; padding: 2px;">woman</span>	fox	<span style="border: 1px solid black; border-radius: 50%; padding: 2px;">aunt</span>	landlord

C. Circle all the nouns that are in the masculine gender in each row. 2T PS

1. queen	<span style="border: 1px solid black; border-radius: 50%; padding: 2px;">actor</span>	tigress	<span style="border: 1px solid black; border-radius: 50%; padding: 2px;">hero</span>
2. <span style="border: 1px solid black; border-radius: 50%; padding: 2px;">husband</span>	princess	postwoman	<span style="border: 1px solid black; border-radius: 50%; padding: 2px;">landlord</span>
3. <span style="border: 1px solid black; border-radius: 50%; padding: 2px;">lion</span>	<span style="border: 1px solid black; border-radius: 50%; padding: 2px;">prince</span>	queen	<span style="border: 1px solid black; border-radius: 50%; padding: 2px;">horse</span>
4. niece	aunt	mother	<span style="border: 1px solid black; border-radius: 50%; padding: 2px;">gander</span>
5. grandmother	lioness	mare	<span style="border: 1px solid black; border-radius: 50%; padding: 2px;">sir</span>

nouns. Check your answers with your partner.

Masculine Gender	Feminine Gender
1. hero	heroine
2. husband	wife
3. son	daughter
4. nephew	niece
5. lion	lioness
6. leopard	leopardess
7. tiger	tigeress
8. gander	goose
9. drake	duck
10. peacock	peahen



E. Fill in the blanks by using the opposite gender of the nouns given in brackets. The first one has been done for you.

1. My uncle (aunt) got a job as a policeman (policewoman).
2. The horse (mare) and the mare (horse) were running on the farm.
3. The rooster (hen) woke me up early in the morning. I saw that the hen (rooster) had laid an egg.
4. The Queen (king) and the King (queen) lived at the palace.
5. A boy is a \_\_\_\_\_ (niece) to his uncle, and a girl is his \_\_\_\_\_ (nephew).



F. Talk to your family members. Find out the masculine and the feminine words for the following nouns in your native language.

- man—woman
- son—daughter
- uncle— aunt
- brother—sister



Grammar Gear - Ch- 5 Adjectives

Reading and Explanation- pg no. 28

Textbook exercises pg no. 29-34

A. Draw lines to match the words in the box to the pictures around it. The first one has been done for you. (2T) (PS)

a.  5

b.  11

c.  9

d.  6

e.  12

f.  7

g.  2

h.  8

i.  3

j.  1

k.  10

l.  4

1. round face  
2. small pup  
3. big bag  
4. curly hair  
5. pink cap  
6. large cup  
7. dark clouds  
8. blue shirt  
9. green parrot  
10. tall trees  
11. happy man  
12. ripe papaya

INT



B. Circle the adjectives in these sentences. The first one has been done for you. Work with a partner and check each other's answers.

1. The hare is a large rabbit.
2. Ants are tiny insects.
3. Deepa is a lazy girl.
4. Midas was a rich king.
5. I do not like a dark room.
6. Alex had a black horse.
7. Supreet is a good boy.
8. The Charminar is a tall monument.
9. We bought a big basket of ripe oranges.
10. I do not like sour grapes.



C. Put a tick (✓) against the correct pictures. The first one has been done for you.

1. brown shoe



2. big house



3. tiny insect



4. happy child



5. hot drink



6. bitter food





7. tall trees

✓



8. wet floor

✓



9. dark room



✓

10. brown hair



✓



D. Look at the picture given below. Then, fill in the blanks by using the words from the box to describe the room. The first one has been done for you.

pink    cute    beautiful    big    small    tall    brown



1. There is a big door.
2. There is a small window.
3. There is a tall plant in the corner.
4. There are pink flowers on the plant.
5. There is a beautiful butterfly over the flower.
6. There is a brown table near the wall.
7. There is a cute puppy under the table.

E. Write the correct adjective to complete each sentence. Check your answers with your teacher.

1. We read a happy (happy / tasty) story.
2. The butterfly is a pretty (heavy / pretty) insect.

3. The floor was wet (wet / long) after the rain.
4. I love ice cream. It is sweet (sweet / bitter).
5. Girish carries a heavy (sad / heavy) bag to school.
6. Ali is wearing a new (new / tall) shirt.
7. We must eat healthy (healthy / happy) food.
8. The giraffe has a long (long / short) neck.
9. Monkeys have a long (long / big) tail.
10. My mother bought a red (sad / red) car.





**DELHI PUBLIC SCHOOL, GANDHINAGAR**

**CLASS 1**

**SESSION – 2024-25**

**SUBJECT – ENGLISH**

**Sample notebook**



**Month – APRIL/MAY**


ENGLISH COURSE- Ch-1 Scared Tumi

Reading and explaining of Lesson 1 [Pg no 1-4]

➤ Text Book Exercise Pg no 5


A. Choose the correct answers. Work with a friend and check each other's answers. You may read the story again before checking.

1. What if there is a monster..... (monster/pillow) under my bed?
2. What if there are eyes..... (ears/eyes) in the bathtub drain?
3. What if a whale swallows.. (swallows/drinks) me at the beach?
4. I will be right there holding your hand..... (arm/hand).
5. Mama says it's okay to be scared..... (sleepy/scared).



GRAMMAR: -Textbook Page No. 7-9

Fill in the blanks to complete the names of the feelings shown in each picture.



h a p p y                      s a d

a n g r y                      s c a r e d                      s l e e p y




A. Answer these questions. H.W

1. What is your name? .....
2. What is the name of your school? D.P.S.G.....
3. What is the name of your teacher? .....
4. What is the name of your father? .....
5. What is the name of your mother? .....
6. Where do you live? .....

All your answers are special names!

(The words name, school, teacher, father and mother are common names.)

B. Look at the pictures and give the answers. Work with a friend. Check each other's answers. NCF

	What is this?	This is a <u>ball</u> .....
	What is this?	This is a <u>bat</u> .....
	What is this boy wearing?	This boy is wearing a <u>shoe</u> .....

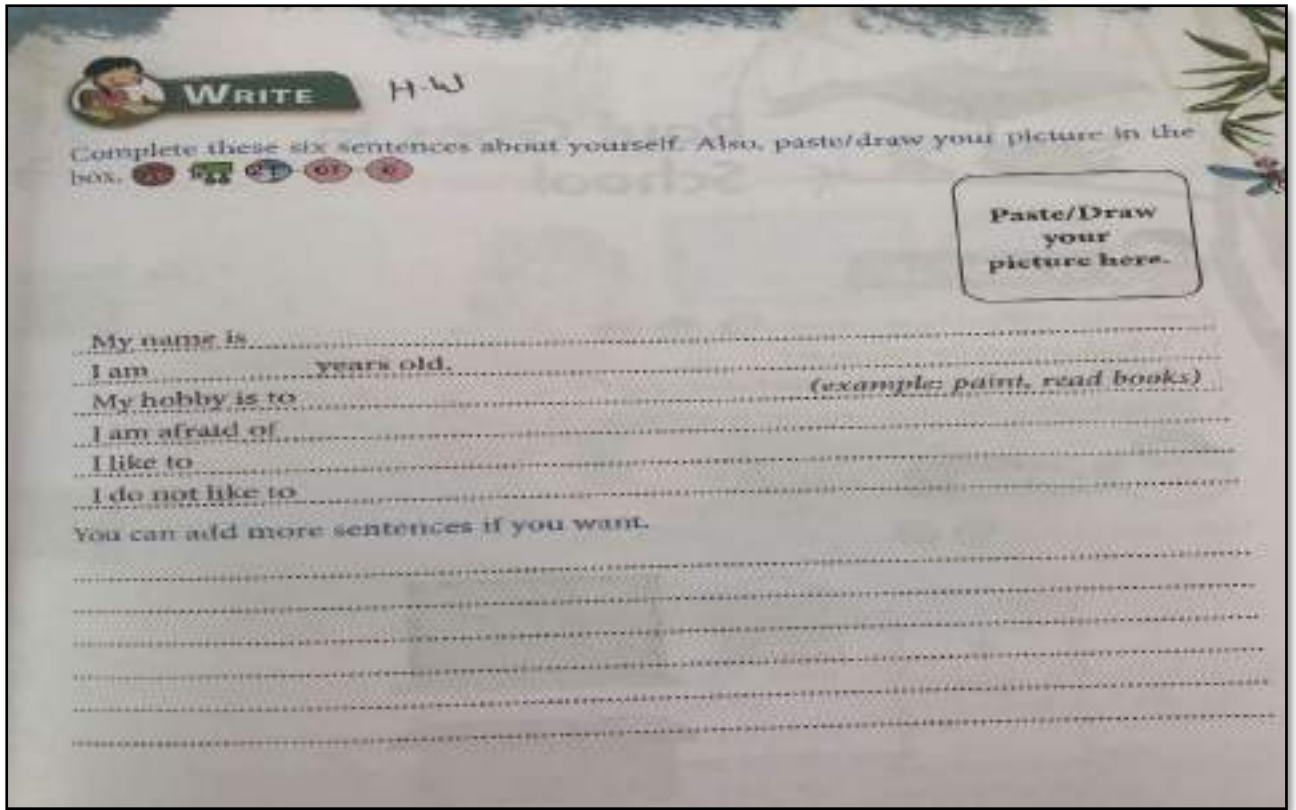
TALK CBE [ORAL]

A. Work in pairs. Take turns to respond with simple suggestions. H.W 2T COM TC

Example: I am not feeling well. (see a doctor)

Why don't you see a doctor?

1. I am thirsty. (drink water)
2. I am very hungry. (eat something)
3. I have a headache. (lie down)
4. I feel very hot. (switch on the fan)
5. I am sleepy. (take rest)



## Notebook Work

### A. New Words.

1. scared
2. monster
3. never
4. drain
5. swallows
6. swim
7. rescue
8. hand

### B. Make Sentences.

1. **monster** - I am scared of a big monster.
2. **bath** – We should bath daily.

### P.W

3. swim- The man can swim in deep water.

### C. Answer in one word.

1. What is Tumi scared of at bedtime?

Ans. monster.

2. Who will help Tumi remember ABC?

Ans. Teacher Jill

## ENGLISH COURSE- Ch-2 Rauf Goes to School

### Reading and explaining of Lesson 1 [Pg no 10-12]

#### ➤ Text Book Exercise Pg no 12,13

#### A. Fill in the blanks. Read the story again and check your score.

1. Rauf does not want to wake up because he is sleepy.
2. Rauf tells Toto not be upset as he will be back soon.
3. Rauf has a great day at school playing, singing, drawing and reading.
4. Rauf makes a new friend at school. Her name is Janki.
5. Rauf comes home at two in the afternoon.
6. Rauf takes a shower and then has lunch.
7. Next day, Rauf gets ready quickly because he wants to go to school.



**WORDS**

Being Polite CBE

When we want to say something, we must always remember to be polite. For being polite, we must use words correctly.

A. Choose the most suitable expressions to use when

1. you want to enter the class.  
 a. May I come in?  
 b. Will I come in?
2. you cannot hear what the teacher is saying.  
 a. Can you please say it again?  
 b. Say it again.

Words Used in School NCF [Reading]

Let us look at some words which we hear in school—

- **assembly:** meeting of all the students and school staff in the morning
- **classroom:** a room for teaching and learning
- **recess:** break
- **homework:** work to be done at home
- **uniform:** a set of clothes which is the same for everyone

B. Now use these words to complete these sentences.

1. We have lunch during the recess.....
2. We all stand in rows during the assembly...
3. Nitu does her homework... every day.
4. You must wear your uniform... to school.

**GRAMMAR: -Textbook Page No. 14-15**

Underline the words used in place of special naming words in these sentences. Compare your answers with those of a friend's. Score each other. 📢 📢 2T CT

1. You will have great fun in school.
2. It is going to school!
3. She won't go to school with Rauf.
4. He will stay here at home.
5. I am happy.



**TALK**

Work with your friend. One of you will be the teacher. The other will be the student. Have a polite conversation using the words below. 📢 📢 📢 📢

Good morning— why are you so late— sorry— I will not be late again—  
have you completed your homework— yes, but I have doubts— good—  
do not be late again

**WRITE** H.W

Write five sentences about the things you enjoy in school. 📢 📢 📢

(Hints: classroom, friends, teacher, drawing, colouring, listening to stories)

You may begin like this:  
I like my school a lot...

.....

.....

.....

.....

.....

Draw a picture of your school in your notebook. 📢 📢 📢 📢 H.W

**GRAMMAR: -Textbook Page No. 14-15**



## Notebook Work.

### A. New Words.

- |            |            |
|------------|------------|
| 1. brushes | 5. smiles  |
| 2. teeth   | 6. read    |
| 3. window  | 7. lunch   |
| 4. upset   | 8. quickly |

### B. Make Sentences.

1. book – I have a story book.
2. friend – Ria is my friend.

#### P. W.

3. home - I love my home.
4. afternoon – I eat my lunch in the afternoon.

### C. Answer in one word.

1. Who wakes Rauf up?

Ans. Mum

2. What is Rauf's dog called?

Ans. Toto

# Grammar

Grammar Gear - Ch-1 Nouns pg no. 3-8

## 1


## Nouns



Warm-up

(NCF)

Look at the picture. Read these questions and their answers aloud.



1. Who is this? teacher
2. Where is she? school
3. What is she carrying? books



Now, work in pairs. Look at these pictures. Underline the correct words to answer the questions about each picture.



1. What animal is this? elephant / cat
  2. Where is this animal? house / forest
  3. What is the animal eating? plants / worms
- 
1. What bird is this? pigeon / crow
  2. Where is this bird? beach / forest
  3. What does this bird make? food / nest



Notice that the words in answers 1 name a person, an animal or a bird; in answers 2, they name a place; and in answers 3, they name a thing.

The words you just read are all naming words. Let us learn more about them.  
Look at these pictures and read the words given beside each.

1. 	boy	2. 	girl
3. 	gardener	4. 	school
5. 	dog	6. 	peacock
7. 	sandwich	8. 	pencil

- |                                   |                                |
|-----------------------------------|--------------------------------|
| 1. A <i>boy</i> is a person.      | 2. A <i>girl</i> is a person.  |
| 3. A <i>gardener</i> is a person. | 4. A <i>school</i> is a place. |
| 5. A <i>dog</i> is an animal.     | 6. A <i>peacock</i> is a bird. |
| 7. A <i>sandwich</i> is a thing.  | 8. A <i>pencil</i> is a thing. |










Words that are used to name a person, a place, an animal, a bird, or a thing are called **naming words**. Naming words are also called **nouns**.

Here are some more examples of nouns.

Person	Place	Animal	Bird	Thing
man	forest	dog	hen	apple
tailor	hotel	deer	pigeon	bread
mother	zoo	elephant	duck	book
nurse	market	fox	parrot	computer
teacher	garden	goat	sparrow	bag

A. Use the words given in the box below to name the pictures. Then, check your answers with your teacher.

girl	room	horse	duck	car
boy	house	rabbit	crow	book
baby	playground	monkey	hen	toy
teacher	shop	giraffe	peacock	chocolate

		
1. <u>baby</u>	2. <u>teacher</u>	3. <u>giraffe</u>
		
4. <u>rabbit</u>	5. <u>chocolate</u>	6. <u>boy</u>
		
7. <u>toy</u>	8. <u>crow</u>	9. <u>hen</u>



10. car



11. house



12. Monkey



13. \_\_\_\_\_



14. shop



15. girl



16. duck



17. book



18. peacock



19. room



20. playground



B. Write the names of the pictures from Exercise A in the correct columns. Some of them have been done for you. (PT) (PS)

Person	Place	Animal	Bird	Thing
boy	house	rabbit	crow	book
girl	room	horse	peacock	car
baby	playground	monkey	duck	chocolate
teacher	shop	giraffe	hen	toy



Look at these words. Circle the nouns in each row. Then, check your answers with your partner. (CT) (PS)

- friend, good, driver, eat, pilot
- wall, door, hot, ball, happy
- cold, ship, cake, water, Captain
- sandwich, strawberry, mango, orange, jump
- speak, storybook, picture, colour, listen



Look at this picture. It is Rohan's birthday. Write the names of all the things you can see in the picture. The first one has been done for you. (CT) (C)



- cake
- balloons
- toys
- chair
- birthday caps
- table
- boy
- gifts
- girls
- \_\_\_\_\_



H.W

E. Read these sentences. Colour all the names of people, animals or birds in brown, the names of places in green, and the names of things in pink. The first set has been done for you.


1. The tiger lives in a jungle. It eats meat.

2. A doctor works in a hospital. He gives medicines to sick people.

3. The baker at the shop sells tasty cakes and biscuits.

4. Birds have wings. They can fly in the sky.

5. A dog lives in my house. It eats biscuits and plays with a ball.



**Grammar Gear - Ch-2 Nouns Common and Proper  
Reading and Explanation- pg no. 9-11**

**Textbook exercises pg no. 12-14**

C. Do as directed.

a. Kamala and Jaya are sisters. They are talking about the town they live in. Work in pairs—one of you must be Kamala and the other, Jaya. Read out the conversation.


1. We live in a small town.

2. There is a small hill in the town.


3. There is a big lake here.

4. Many children come to this place in winter.

5. There is only one school here.



Kamala



Jaya

1. It is called Navpur.

2. Its name is Himagiri.

3. It is called Sankey.

4. It is lovely in December, during Christmas.

5. We study in Navsheel School.

b. Now, underline the nouns in the sentences above. What kind of nouns does Kamala use and what kind of nouns does Jaya use? Write them down in the table given below. The first one has been done for you. Then, work with your partner and check the answers.

Common Nouns	Proper Nouns
town	Navpur
hill	Himagiri
lake	Sankey
winter	December
Children	Christmas
school	Navsheel School

D. Read this passage and underline all the nouns. Then, write all the common nouns and the proper nouns in the space given below. Write the repeated nouns only once. Then, work with a partner and check each other's answers.

Kiran and Karan are good friends. They have a lot of fun together. Kiran reads books, and Karan watches television. Kiran's favourite book is The Panchatantra. One day, Kiran asks, "Why don't you read books, Karan?" Karan says, "I like to watch Timmy and Johnny, and some other cartoons on television." Kiran says, "Reading is a good habit." Karan smiles and says, "That is true, Kiran, I think I will start reading from now on. Can you tell me the names of some good books?"

Common Nouns

Friends, books, television, cartoons, habit

Proper Nouns

Kiran, Karan, Panchatantra, Timmy, Johnny

H.W


E. Fill in the blank spaces in the table given below with common nouns and proper nouns. You can refer to the Internet, if required. The first one has been done for you.


1.	mountain range	Himalayas
2.	film	
3.	teacher	
4.		Japan
5.	cartoon show	
6.	festival	
7.	school	
8.		Yamuna


**Grammar Gear - Ch-3 Nouns Singular and Plural**  
**Reading and Explanation- pg no. 15-16**


Textbook exercises pg no. 16-21


A. Circle the correct form of the words—singular or plural—by looking at the pictures. The first one has been done for you.


1.  shirt / shirts

2.  pencil / pencils


3.  carrot / carrots


4.  key / keys


5.  toy / toys


6.  doll / dolls


18


7.  boy / boys

8.  girl / girls




9.  table / tables

10.  chair / chairs


11.  king / kings

12.  house / houses

Write the plural form of the nouns. The first one has been done for you. Work with a partner and check each other's answers.


1. ear + -s	<u>ears</u>	
2. squirrel + -s	<u>squirrels</u>	
3. brother + -s	<u>brothers</u>	
4. sister + -s	<u>sisters</u>	
5. village + -s	<u>villages</u>	
6. eagle + -s	<u>eagles</u>	
7. elephant + -s	<u>elephants</u>	
8. bag + -s	<u>bags</u>	
9. guava + -s	<u>guavas</u>	
10. sparrow + -s	<u>sparrows</u>	
11. parrot + -s	<u>parrots</u>	
12. cucumber + -s	<u>cucumbers</u>	

ERT

C. Write the singular form of the nouns. The first one has been done for you. Check your answers with your teacher. 

- |            |               |
|------------|---------------|
| 1. carts   | <u>cart</u>   |
| 2. bricks  | <u>brick</u>  |
| 3. words   | <u>word</u>   |
| 4. donkeys | <u>donkey</u> |
| 5. rivers  | <u>river</u>  |
| 6. uncles  | <u>uncle</u>  |
| 7. forests | <u>forest</u> |
| 8. rings   | <u>ring</u>   |
| 9. cakes   | <u>cake</u>   |
| 10. hills  | <u>hill</u>   |



D. Look at the pictures and fill in the blanks with the correct singular or plural form of the nouns.  CT

1.



four eggs

2.



two boats

3.



one goat

4.



one fox



5.



four elephants

6.



seven biscuits

7.



four boys

8.



two cars

9.





six apples



10.






one parrot

E. Look at the pictures given beside the blanks in these sentences. Complete the sentences by writing the number and the singular or plural form of the nouns. The first one has been done for you.  (CT)




1. Reshma went to the market and bought one orange 




bananas  and pineapples 



2. Dilip went to school. He took one eraser 

pencils  and sharpener  with him.

3. Yash went to a birthday party. He took a gift  and got balloons .

4. We went to a restaurant and ordered sandwich  burgers  and ice-cream .

5. Kapil went to the zoo. He saw a camel , a tiger  and an elephant .

F. Write the highlighted words in the correct column. Also, if the noun is singular, write its plural form. In the same way, if the noun is plural, write its singular form. The first one has been done for you.  (tree)  (leaves)

A farmer lived in a village. He had a son and a daughter. They went to school every day. They carried two bags with them. They took some books to read and some apples or pears to eat. The farmer had a number of animals on his farm. He had four horses, two dogs, two cats, three bulls and a rooster. He cared for them.



Singular Nouns	Plural Nouns
farmer	farmers
village	villages
son	sons
daughter	daughters
school	schools
bag	bags
book	books
pear	pears
apple	apples
animal	animals
horses	horses
dog	dogs
cat	cats
bull	bulls
rooster	roosters