

# Delhi Public School, Gandhinagar

Study Material-Month-December; Session-(2024-25)

**Class – 3**

**Subject: EVS**

## **Chapter-13 SOUND**

New words:

1. vibrations
2. humming
3. throat
4. vocal cords
5. voice box
6. snore
7. language
8. communicate
9. instruments
10. pleasant sound
11. unpleasant sound
12. generators
13. noise
14. rustling
15. eruption

Answer the following questions:

1. What is voice box? How do voice produce?

Ans. Voice box is a structure at the top of the wind pipe that contains vocal cords. When vocal cords vibrate, voice is produced.

2. Define noise.

Ans. The loud sounds which are disturbing to hear and can cause damage to our ears are called noise. Noise can cause deafness.

3. Differentiate between pleasant and unpleasant sound.

Ans.

<u>Pleasant sound</u>	<u>Unpleasant sound</u>
1. The sounds that are pleasant to hear are called pleasant sounds.	1. The sounds that are not pleasant to our ears are called unpleasant sounds.
2. They makes us happy and refresh our mind and body.	2. They can cause damage to our ears.

3. Ex- chirping of birds, music of guitar	3.Ex- bursting of crackers, sound of generators
---	---

4. Name some sounds produced in the nature.

Ans. Some sounds produced in the nature are-

- i. Crackling of fire
- ii. Pitter patter of rain
- iii. Rustling of leaves

5. How does the sound travel?

Ans. Sound travels through a material medium, such as air, water, glass and metal.

Revision link: <https://forms.gle/DAvQw5VBm1bkprRf6>

# Delhi Public School, Gandhinagar

Study Material-Month-December; Session-(2024-25)

**Class – 3**

**Subject: EVS**

## **Chapter-14 FORCE**

New words:

1. force
2. Switch
3. Gravitational force
4. application
5. energy
6. friction
7. dough
8. models
9. perform
10. push
11. pull

Answer the following questions:

1. What is force?

Ans. Force is a push or pull acting on an object.

2. What are effects of force?

Ans. The effects of force are-

- i. It can move an object.
- ii. It can stop a moving object.
- iii. It can change the direction of a moving object.
- iv. It can change the shape of an object
- v. It can change the speed of a moving object.

3. What do you mean by gravitational force?

Ans. The force by which the earth pulls everything towards itself, is called gravitational force.

4. Define friction.

Ans. Friction is a kind of force that slows down or stops a moving object when its surface comes in the contact of another object.

5. Mention three ways in which we use force in day-to-day life.

Ans. i. Opening and shutting the door.

ii. Cycle pedaling

iii. Wet clothes squeezing

Revision link: <https://forms.gle/iHj2hP3s2qGc2f3R6>

# Delhi Public School, Gandhinagar

Study Material-Month-November; Session-(2024-25)

**Class – 3**

**Subject: EVS**

## Chapter-10 SOIL

### **A. New words:**

1. weathering
2. humus
3. gravel
4. minerals
5. sandy soil
6. clayey soil
7. loamy soil
8. compost
9. manure
10. fertile
11. Manufacture

### **B. Answer the following questions:**

1. Define the process of weathering.

Ans. The process by which rocks are broken down into tiny pieces to form soil, is known as weathering.

2. What does soil contain?

Ans. Soil contains humus, clay, sand, gravel, minerals, air and water.

3. What is humus?

Ans. Humus is the topmost layer of the soil. It contains decomposed plants and animal matter which provide nutrients for the plants to grow.

4. Name the types of soil.

Ans. Soil is of three types-

- i. Sandy soil
- ii. Clayey soil
- iii. Loamy soil

5. What is manure?

Ans. Manure is a mixture of cow dung, and decaying plant matter. It is added to the soil to make it fertile.

6. Write any three uses of soil.

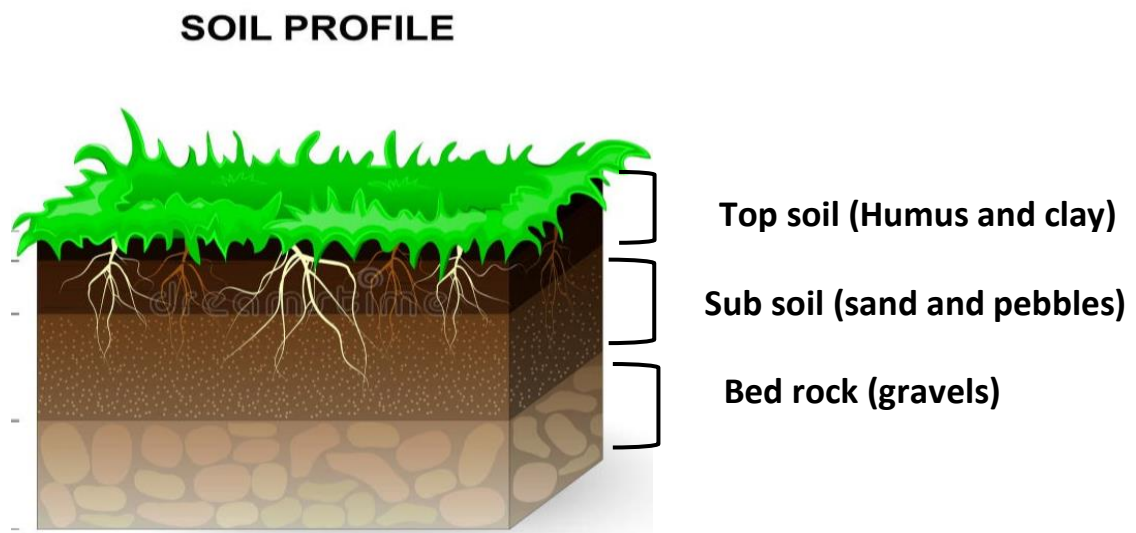
Ans. i. Soil is used for growing plants.

ii. It is home to many insects and animals.

iii. It is used to make kutcha houses, pots, cement, bricks etc.

7. Draw a well-labelled diagram of the layers of soil.

Ans.



Revision link:- <https://forms.gle/jjkrSM3mZFznqcEJ9>

# Delhi Public School, Gandhinagar

Study Material-Month-November; Session-(2024-25)

**Class – 3**

**Subject: EVS**

## **Chapter-12 LIGHT**

### **A. New words:**

1. luminous
2. non-luminous
3. opaque
4. translucent
5. transparent
6. ray
7. shadow
8. location
9. factors
10. categories
11. ability

### **B. Answer the following questions:**

1. What are luminous objects? Give few examples.

Ans. The objects that can produce light are called luminous objects. Examples- sun, lamps, and candles.

2. Write the characteristics of light.

Ans. a. Light travels in a straight line.

b. Light travels at a high speed.

c. Light travels as thin beams of light called rays.

3. Define.

a. Opaque objects - The objects that do not allow the light to pass through them at all are called opaque objects. Ex. Stone, wood, etc.

b. Transparent objects - The objects through which light can pass completely are known as transparent objects. Ex. Glass, water, etc.

c. Translucent objects - The objects that allow the light to pass through them only partially are translucent objects. Ex. Wax paper, frosted glass, etc.

#### 4. Define a shadow. What are the things required to form a shadow?

Ans. A shadow is a black coloured patch formed when something blocks the path of light. The things required to form a shadow are-

- i. A source of light
- ii. An opaque object that blocks the light
- iii. A surface / screen behind the object for the shadow to form

#### 5. Write the factors affecting the shadow.

Ans. The shape and size of a shadow depends on-

- i. Position of the object
- ii. Location of the light source

**Revision Link:- <https://forms.gle/hEqhtXYLhojsTjGx7>**





# Delhi Public School, Gandhinagar

Study Material-Month-September & October; Session-(2024-25)

**Class – 3**

**Subject: EVS**

## **Chapter-8 AIR**

### **A. New words:**

1. breeze
2. squish
3. composition
4. nitrogen
5. polluted air
6. storm
7. spreading
8. water vapour
9. electricity
10. mountaineer

### **B. Answer the following questions:**

#### **1. What is breeze?**

**Ans.** The wind that blows slowly and gently is called breeze.

#### **2. What does air contain?**

**Ans.** Air contains several gases such as oxygen, nitrogen, carbon-dioxide. It also contains dust, smoke, germs and water vapour.

#### **3. What are the characteristics of air?**

**Ans.** The characteristics of air are:

- i. Air has mass.
- ii. Air occupies space.
- iii. Air takes space of the container it is filled with.
- iv. Air has no taste, colour, and smell.

#### **4. What are the uses of following gases?**

**Ans. Oxygen-** Human and animals breathe in oxygen.

**Carbon-dioxide** –Plants take in carbon-dioxide and make their food.

**5. List three uses of air.**

- Ans.** i. All living things need air to survive.  
ii. Air supports burning.  
iii. Air helps in spreading seeds.

**6. What is air pollution?**

**Ans.** The mixing of smoke, dust, and germs in air is called air pollution.

**7. How do wind blow.**

- Ans.** i) The Sun's heat causes the wind to blow.  
ii) Sunlight warms the surface of the earth.  
iii) The air above the earth warms up and it starts moving.  
iv) the movement of air makes the wind blow.

**Google link for revision-<https://forms.gle/eRabZzArPAGyKMx87>**

**Chapter-9 WATER**

**A. New words:**

1. liquid
2. solid
3. gaseous
4. freezing
5. melting
6. evaporation
7. transpiration
8. condensation
9. water cycle
10. glaciers

**B. Answer the following questions:**

**1. What are the three forms of water?**

**Ans.** The three forms of water are:

Solid form – ice

Liquid form - water

Gaseous form – water vapour

**2. Define.**

**Ans. i. Evaporation**- The process of changing water into water vapour on heating is called evaporation.

**ii. Condensation** – The process of changing water vapour into water, on cooling is called condensation.

**iii. Freezing** - The process of changing water into ice after cooling is called freezing.

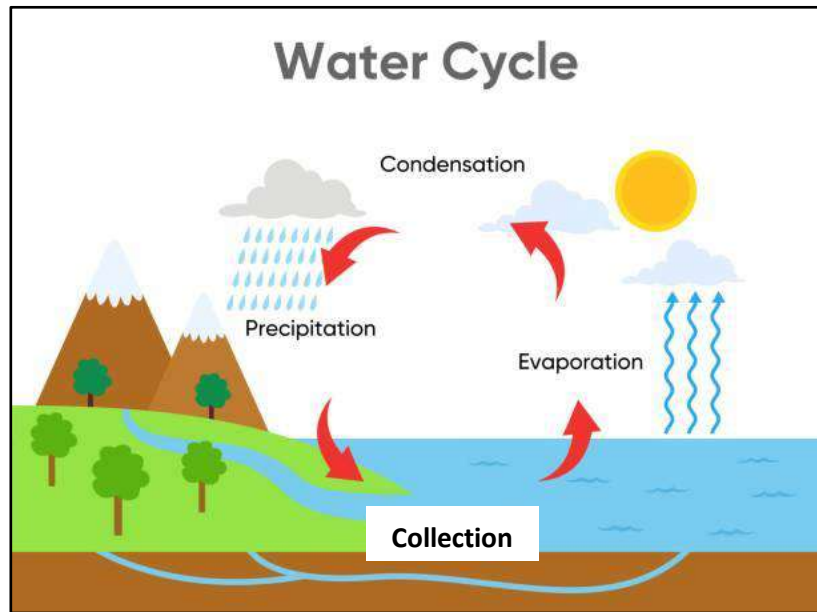
**iv. Melting** – The process of changing solid into liquid after heating is called melting.

### 3. What is transpiration?

**Ans.** The process by which plants release excess water in the form of water vapour is called transpiration.

### 4. Define water cycle with a labelled diagram.

**Ans.** The continuous cycle by which water circulates on the earth is known as water cycle.



<https://forms.gle/yrQUHeVQXYqcH94x9>

**CLASS 3**  
**AUGUST 2024-25**  
**TERM - I**  
**CHAPTER 5 - OUR BODY**

**New Words:**

1. cells	14.purifies
2. tissue	15.lungs
3. organ	16.circulatory
4. system	17.heart
5. organism	18.blood vessels
6. skeletal	19.nervous
7. joints	20. brain
8. muscular	21.spinal cord
9. muscles	22.excretory
10. digestive	23. waste
11. stomach	24.reproductive
12. intestine	
13. respiratory	

**Answer the following questions: -**

**Q1. Draw a flow chart from cell to an organism to show how do they form.**

Ans:



**Q 2. a) What is skeletal system made up of?**

Ans. a) Skeletal system is made up of bones.

**b) Write the functions of skeletal system**

Ans. Functions of skeletal system –

- i) Gives shape, support and strength to our body.
- ii) Protects soft internal organs of our body
- iii) Helps in movement of our body.

**Q.3 Define digestion. Name the organs of digestive system.**

Ans. The process of breaking down of food into simpler forms.

**The organs of digestive system are: -**

- i) mouth
- ii) food pipe
- iii) stomach
- iv) small intestine
- v) large intestine
- vi) anus

**Q 4. Name the organs of breathing system.**

**Ans.** The organs of breathing system are-  
Nose, wind pipe, lungs

**Q 5. Write the functions of following parts of Circulatory System.**

**Ans. a)** Heart – It pumps blood to all parts of body.

**b)** Blood vessels – Thin tubes through which blood travels in our body.

**c)** Blood – i) Carry oxygen and nutrients to all parts of our body.

ii) Also removes wastes from the body

**Q 6. a) What is the function of Nervous System?**

**b) Name the organs of Nervous system.**

**Ans. a) The functions of Nervous System is to control all the actions of our body.**

**b). i) Brain. ii) Spinal Cord. iii) Nerves**

**Q 7. a) Draw and write the names of the organs and function of excretory system?**

**Ans.** The organs of excretory system are-

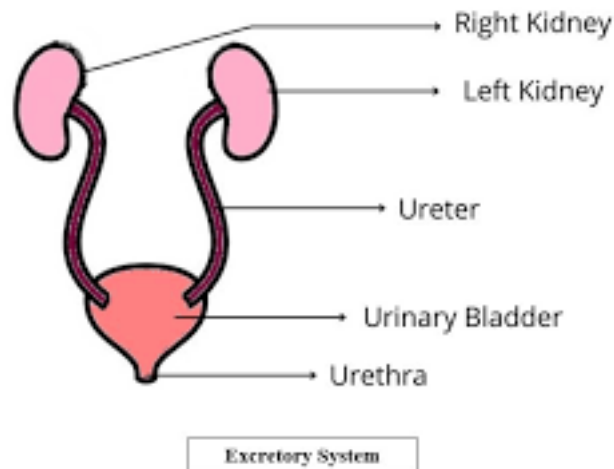
**i) Kidneys**

**ii) Ureters**

**iii) Urinary bladder**

**iv) Urethra**

The function of excretory system is to remove waste from the body.



**LINK FOR GOOGLE FORM:-**

<https://forms.gle/GVFukxkDE7Ph5ZwY7>

**CLASS 3**  
**AUGUST 2024-25**  
**TERM - I**

**LESSON 6 – HOUSING AND CLOTHING**

**New Words: -**

1. protect	9. garbage
2. relaxation	10. disinfectant
3. ceiling	11. natural
4. extremely	12. synthetic
5. design	13. weather
6. drainage	14. fibre
7. circulation	
8. kitchen	

**Answer the following questions: -**

**Q 1. Name some materials used to make a house.**

Ans. Cement, bricks, wood, and iron are some materials used to make a house.

**Q2. Why do we need a house?**

Ans. We need a house to protect ourselves from heat, dust, cold, rain, strong winds, thieves and animals

**Q 3. Mention the features of a good house.**

Ans. A good house should have the following features-

- a) Big windows and doors.
- b) High ceiling and thick walls.
- c) Open spaces like verandahs and balconies
- d) Good drainage system from bathroom and kitchens

**Q 4. Write the ways by which you can keep your house clean.**

Ans. We can keep our house clean by:-

- a) Cleaning and dusting the house. everyday
- b) Swiping and mopping the floor daily, using disinfectants. Bathrooms and Toilets should be cleaned everyday.
- c) Garbage should be collected and thrown in covered dustbins.
- d) Drains should be kept clean and covered.



**Q 5. Why do we wear clothes?**

Ans. Because clothes protect our body from the heat, wind, rain, cold, and dust.

**Q 6. Define**

Ans.

**a Natural Fibres:** - Fibres that are obtained either from plants or animals are known as natural fibres.

Eg. Cotton, Jute, Silk, and Wool

**b. Man-made fibres:** - Fibres that are made by humans are known as Human-made fibres.

Eg. Nylon, Polyester, Rayon

**Q 7. Write about the type of clothes worn during different seasons along with the reason**

Ans.

<b>Season</b>	<b>Type of Cloth</b>	<b>Reason</b>
1. Summer	Cotton	Absorbs sweat and keep us cool
2. Winter	Woollen	Protects us from cold and keep us warm.
3. Rainy	Synthetic or Plastic	Protect us from rain and keep us dry.

**LINK FOR GOOGLE FORM:-**

**<https://forms.gle/Mz9tZVHT8XAJKYX46A>**

# JULY MONTH

## L-4 BIRDS

### New Words: -

1. feathers
2. hollow
3. muscle
4. direction
5. talons
6. perching
7. scratching
8. wading
9. nestlings
10. chisel

### Answer the following questions: -

#### Q 1. Describe the beaks of birds.

- Ans.**
1. Birds are toothless animals.
  2. They have beaks to eat their food and feed their young ones.
  3. Their beak's shape depends on the type of food they eat.
  4. They also use their beak to preen and defend themselves.

#### Q 2. How do birds fly? Explain briefly.

**Ans.** To fly, birds flap their wings in two ways:  
Upstroke and Downstroke.

The upward and backward movement of wings is called upstroke

The downward and forward movement of wings is called downstroke.

#### Q 3 Write down the unique features that help a bird to fly.

- Ans.**
- i) Boat shaped body
  - ii) Hollow and light bones
  - iii) Presence of wings and tail.
  - iv) Strong chest muscles.

#### Q 4. Write the names of three kinds of feathers. Also draw the diagrams of each.

**Ans.**

1. **Flight feathers**
2. **Down feathers**
3. **Body feathers**



Flight feather



Down feather



6-8"



**CLASS 3**  
**JUNE MONTH**  
**UNIT III ANIMAL WORLD**  
**L-3 -ANIMALS- Food and Feeding Habits**

**NEW WORDS**

1. Survive	9. grinding
2. herbivores	10. gnawing
3. carnivores	11. swallowing
4. omnivores	10. indirectly
5. incisors	11. hunt
6. canines	12. domestic
7. molars	13. veterinary
8. rumination	

**Answer the following questions: -**

**Q.1. Write the eating habits of the animals given below.**

**Ans.1.** a) Herbivores: - Eat only plants and plant products.

Example: - Cow, Sheep, Goat etc.

b) Carnivores: - Eat only other animals.

Example: - Lion, Crocodile, Snake etc.

c) Omnivores: - Eat both plants and animals.

Example: - Dog, Bear, Crow etc.

**Q.2. Name some wild animals which are herbivore? (H.W.)**

Ans.2. Deer, elephant, rhino, zebra, giraffe

**Q.3. Give one word answers-**

- i) Sharp, front teeth of herbivores for cutting and biting plants -  
Ans. Incisors
- ii) Flat, broad and strong teeth at the back of mouth for grinding-  
Ans. Molars
- iii) Sharp, curved and pointed teeth of carnivores for tearing flesh-  
Ans. Canines

**Q.4. What is chewing the cud or Ruminatio**

Ans.4. Cows and buffaloes bite and cut the grass, half chew and swallow it. Later, they bring back the food into their mouth and chew it slowly. This is called chewing the cud or ruminatio

**Q.5. What is the another name of nibbling? Give two examples who nibble their food.**

Ans.5. Gnawing.  
Eg.- Mice, squirrel, rabbit

**Q.6. Give examples of those animals who swallow their food whole. Why do they do so?**

Ans.6. Snakes, crocodiles, frogs and birds. They swallow their food whole because they do not have chewing teeth.

**Q.7. How do the following animals eat their food?**

i) Elephant

Ans. Long and thick trunk to break and tear plant parts and put into mouth.

ii) Butterfly

Ans. Straw like tube attached to their mouth to suck nectar from the flowers.

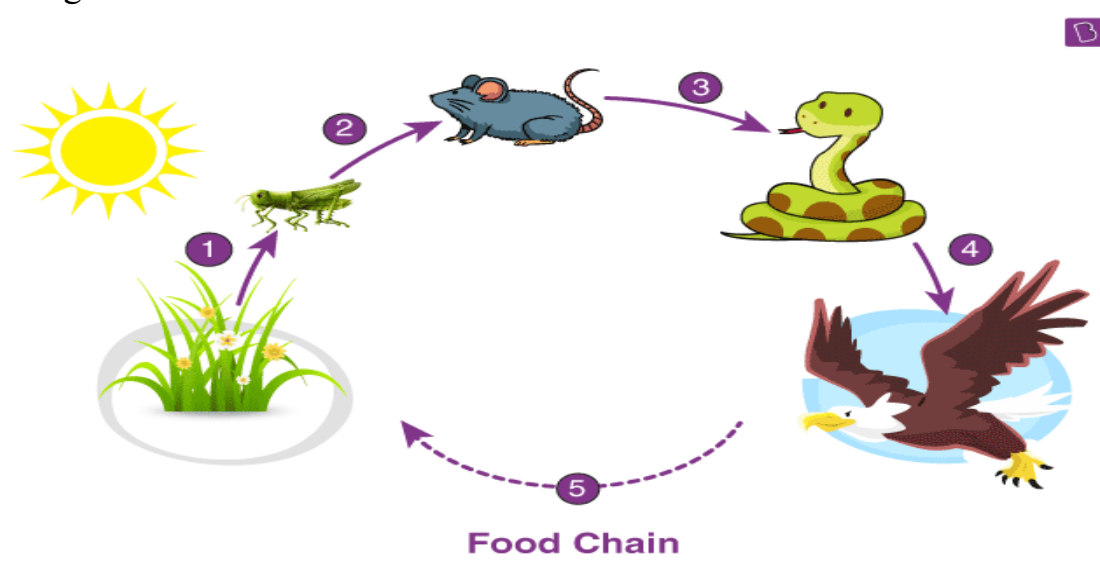
iii) Lizard and frog

Ans. Long and sticky tongue to catch their prey.

**Q.8. What does a food chain show? Draw a labelled food chain.**

Ans.8. A food chain shows the order of how different living things are dependent on each other for food and energy.

Diagram: -



GOOGLE LINK:- <https://forms.gle/LLpbDWULALJNpBDt8>

**CLASS 3**  
**APRIL MONTH**  
**UNIT I THE WORLD AROUND US**  
**L-1 LIVING AND NON-LIVING THINGS**

**New Words: -**

1. Reproduce
2. excrete
3. breathe
4. natural
5. human-made
6. gills
7. Stomata
8. tongue
9. sense organs
10. hatch

**Answer the following questions: -**

**Q 1. What are natural things? Give two examples.**

**Ans. The things that are given by nature are known as natural things.**

**Example: Sun, moon, plants, animals etc.**

**Q 2. What are human-made things? Give two examples.**

**Ans. Things that are created by humans are known as human-made things.**

**Example: toys, roads, cars, pencil etc.**

**Q 3. Why do all living things need food?**

**Ans. All living things need food:**

**i) To get energy for various activities**

**ii) To grow**

**iii) To keep themselves healthy**

**Q 4. On whom do humans and animals depend for their food?**

**Ans. Humans and animals depend on plants and other animals for their food.**

**Q 5. What does green plant need to make its own food?**

**Ans. Green plants need-**

- i) Sunlight**
- ii) Air (Carbon-dioxide)**
- iii) Water**

**Q 6. How do plants breathe?**

**Ans. Plants breathe through Stomata found on leaves.**

**Q7. How do the sense organs help the living things?**

**Ans. The sense organs help the living things to feel the world around them.**

**Q8. What do you understand by reproduction?**

**Ans. Producing young ones of their own kind by all living things, is called reproduction.**

### **HOME ASSIGNMENT**

**Q9. Write the differences between Living and Non – living things.**

HINT: - Children will write from their own understanding and can also take the help of **CONCEPT MAP** given on page number-14

### **GOOGLE FORM LINK FOR REVISION**

**<https://forms.gle/76rJxS1kgskrdGSu8>**



# CLASS 3

## APRIL MONTH

### UNIT II PLANT WORLD

#### L- 2 PARTS OF A PLANT

##### New Words: -

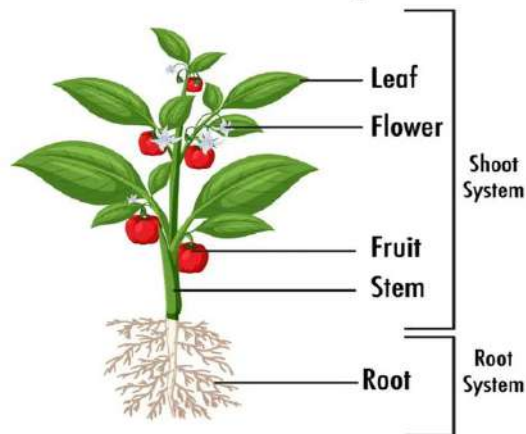
- |     |              |                   |
|-----|--------------|-------------------|
| 1   | absorb       | 11. main vein     |
| 2.  | mineral      | 12. stomata       |
| 3.  | taproot      | 13. chlorophyll   |
| 4.  | fibrous root | 14.capture        |
| 5.  | edible       | 15.Photosynthesis |
| 6.  | penetrate    | 16. excess        |
| 7.  | trunk        | 17. transpiration |
| 8.  | upright      | 18.fragrance      |
| 9.  | distribute   | 19.germination    |
| 10. | nutrients    | 20. petals        |

##### Answer the following questions: -

**Q1.** Draw parts of a plant and label it.

**Ans**

### Parts of a plant



**Q2.** How many main parts does a plant has? Which are they?

**Ans**

A plant has two main parts. They are-

1. Root and
2. Shoot.

**Q3. Write the difference between a Tap root and a Fibrous root with the help of a diagram.**

**Ans**

**Tap root**

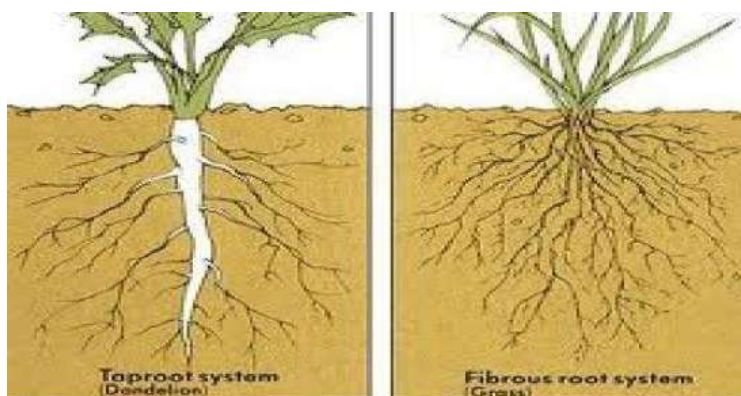
- 1. A root that has one thick main root from which many smaller thin side roots grow.**
- 2. It penetrates deep into the soil.**

**Eg: - carrot, beet root etc.**

**Fibrous root**

- 1. A root that has many small threads like roots, branching from the end of the stem.**
- 2. It doesn't penetrate deep into the soil.**

**Eg: -rice, wheat and grass.**



**Q4. What are the functions of a root?**

**Ans**

- **Roots hold the plant firmly to the soil.**
- **Roots absorb water and minerals from the soil.**
- **Roots hold the soil around the plant and prevent the soil from being removed by wind or water**
- **Roots of some plants store food.**  
**Example: -Carrot, Radish**

**Q5. What are the functions of a stem?**

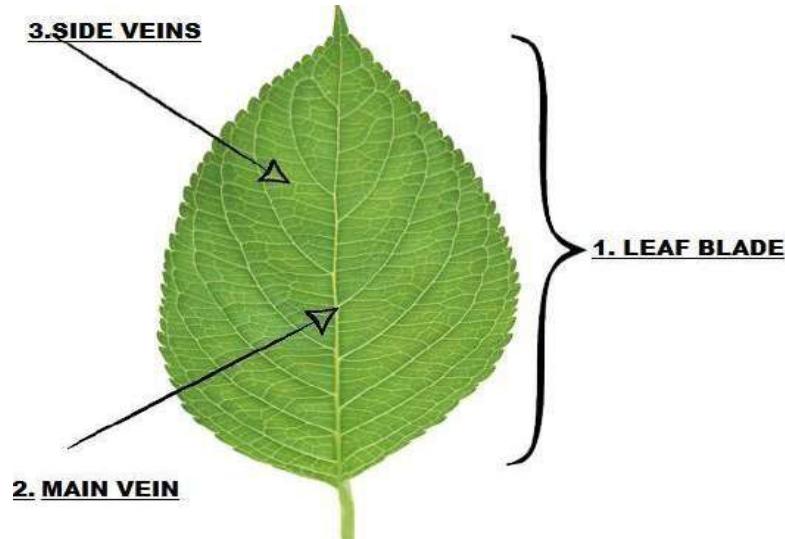
**Ans**

**Functions of a stem are: -**

- **Helps the plant to stay upright**
- **Carries water and minerals from roots to other parts of the plant.**
- **Distribute the food made by leaves to other parts of the plant.**
- **Some stems store food. Examples: - Potato, Sugarcane**

**Q6. Make a well labelled diagram of a leaf.**

Ans



**Q7. Write the functions of a leaf.**

**Ans Functions of a leaf are : -**

- To prepare food for the plant.
- To give out excess water of the plant in the form of water vapour through Stomata-Transpiration
- Some leaves store food.  
Example: -Spinach

**Q8. How do green plants make food? What do we call this process?**

**Ans. Green plants prepare food with the help of following things: -**

- i) Chlorophyll
  - ii) Sunlight
  - iii) Carbon-dioxide
  - iv) Water
- Preparing food using all these things is called **PHOTOSYNTHESIS.**

**Q9. How do the following parts of a plant help a plant?**

- Ans**
- i) Flower- It grows into fruit.
  - ii) Fruit- It has seeds inside it.
  - iii) Seeds- They have baby plants inside them, which grow into new plants.

**Q10. Define germination.**

**Ans** The process by which a seed grows into a new plant is known as germination.

**Q11. What are the things needed for seed germination?**

**Ans The things needed for seed germination are-**

- i) Sunlight**
- ii) Water**
- iii) Air**
- iv) Nutrients**

**HOME ASSIGNMENT**

**Q.12 Write any two differences between plants and animals.**

**GOOGLE FORM LINK FOR REVISION**

<https://forms.gle/xrLUYupnNce1Cfp7>