

*Delhi Public School,  
Gandhinagar*

*Class-I*

*Maths Sample book work  
Done by-Srikala Singh  
Session -2024-25*

*Month- December*

Delhi Public School, Gandhinagar  
Maths Sample book work  
Session 2024-25

Topic : Ch-9 Money  
Ordinal Number

Concepts :-

- Learn about currency notes and coins
- Identify coins and notes.
- Learn to count money by addition.
- Learn to use notes and coins to make up an amount.
- Solve word problems

**Text Book Exercise: -**







❖ Exercise on text book page no. 118

**A** Write the given amount in figures using symbols of rupee (₹) and paise (p).

(a) Fifteen rupees  (b) Twenty rupees

(c) Twenty-five paise  (d) Fifty paise

**B** Draw a line to match the given notes and coins with their values.

₹ 20  
₹ 5  
₹ 50  
₹ 10  
₹ 2  
₹ 100

Answer:

A. (a) ₹ 15 (b) ₹ 20 (c) 25p (d) 50p

B.

❖ Exercise on text book page no. 119

C Read the value written on each coin and currency note. Then count and add the amounts. Write the total amount in the box.

(a) ₹  + ₹  = ₹

(b) ₹  + ₹  + ₹  = ₹

(c) ₹  + ₹  + ₹  = ₹

Answer:

C. (a) ₹  20 + ₹  20 = ₹  40 (b) ₹  50 + ₹  20 + ₹  2 = ₹  72  
 (c) ₹  10 + ₹  20 + ₹  5 = ₹  35

❖ Exercise on text book page no. 120

D Solve the following word problems.

(a) Imran had ₹ 90 with him. He bought a pencil box for ₹ 40. How much money is left with him?  
 ₹  is left with Imran.

(b) Anu got ₹ 50 from her mother and ₹ 20 from her aunt. How much money did she get from both?  
 Anu got ₹  from both.

	T	O
₹	<input type="text"/>	<input type="text"/>
- ₹	<input type="text"/>	<input type="text"/>
₹	<hr/>	

	T	O
₹	<input type="text"/>	<input type="text"/>
+ ₹	<input type="text"/>	<input type="text"/>
₹	<hr/>	

Answer:





D. (a)	T	O	(b)	T	O
₹	9	0	₹	5	0
- ₹	4	0	+ ₹	2	0
₹	5	0	₹	7	0
		50			70

**Note book work**

A) Count the money and write the amount.

1.	₹ 5	+	₹ 2	+	₹ 10	=	<u>₹ 17</u>
2.	₹ 5	+	₹ 5	+	₹ 2	=	<u>₹ 12</u>
3.	₹ 20	+	₹ 5	+	₹ 2	=	<u>₹ 27</u>
4.	₹ 10	+	₹ 5	+	₹ 5	=	<u>₹ 20</u>
5.	₹ 20	+	₹ 10	+	₹ 10	=	<u>₹ 40</u>

B) Ring the correct amount of money.

1.		15	a) ₹ 10	b) ₹ 20	c) ₹ 5
2.		40	a) ₹ 20	b) ₹ 10	c) ₹ 20
3.		55	a) ₹ 20	b) ₹ 50	c) ₹ 5
4.		35	a) ₹ 20	b) ₹ 10	c) ₹ 25

**CBE (Written)**

1. How many  coins will make  ?

2. How many  notes will make  ?

**Answer :** 1. 10 coins 2. 10 notes.

**CBE (Oral)**

Kajal wants change of ₹100. Write the amount of each set of coins and notes that she can get in exchange if she wants change in the following forms.

(a) Only 2 currency notes

(b) 6 currency notes and 8 coins

(c) 3 currency notes and 6 coins

**Answer:**

(a) 2 notes of ₹ 50

(b) 6 notes of ₹ 10 and 8 coins of ₹ 5

(c) 3 notes of ₹ 20, 2 coins of ₹ 5 and 3 coins of ₹ 10



## CBE (Observation)

Manav went to a toy store to buy some toys for his sister.



Toy train



Blocks



Toy plane



Spinner



Rubik's cube



Doll

Observe the given pictures carefully and answer the following questions.

1. Which toys Manav cannot buy if he has only 2 notes of ₹ 20 each?
2. Which toys Manav can buy with 2 notes of ₹ 20 each?
3. Can he buy a toy train and a toy plane with ₹ 100?

Answer:

1. Toy train, toy plane, Rubik's cube and doll
2. Blocks or spinner
3. No

PRACTICE WORK ON PAGE NUMBER: 125

Quick Check

1. Observe the given currency notes and coins. Then write their value.
 

(a)  ₹ <input style="width: 80px;" type="text"/>	(b)  ₹ <input style="width: 80px;" type="text"/>
(c)  ₹ <input style="width: 80px;" type="text"/>	(d)  ₹ <input style="width: 80px;" type="text"/>
2. Count and write the price of each of the following things in the box.
 

(a)			<input style="width: 100px; height: 20px;" type="text"/>
(b)			<input style="width: 100px; height: 20px;" type="text"/>
(c)			<input style="width: 100px; height: 20px;" type="text"/>
3. Kia has ₹ 60 in her money bank. Her mother adds two ₹ 5 coins in it. How much money is there in the money bank now?
4. Circle the correct amount of money needed to buy the following things.
 

(a)  ₹ 10		(b)  ₹ 25	
(c)			

125

★Answer:

**Quick Check** \_\_\_\_\_

1. (a) ₹ 2                      (b) ₹ 10                      (c) ₹ 20                      (d) ₹ 50
2. (a) ₹ 25                      (b) ₹ 5                      (c) ₹ 90
3. ₹ 70



**Note:** Answer of (c) may vary.

## ORDINAL NUMBERS

A number that tells the position of something in a list is called Ordinal Numbers.

Example : 1<sup>st</sup> , 2<sup>nd</sup> etc.

A Cardinal number is number that says how many of something there are

Example : One , Two etc. Notebook work

	<b>Cardinal Number</b>	<b>Ordinal Number</b>	<b>Short Form</b>
<b>1</b>	<b>One</b>	<b>First</b>	<b>1<sup>st</sup></b>
<b>2</b>	<b>Two</b>	<b>Second</b>	<b>2<sup>nd</sup></b>
<b>3</b>	<b>Three</b>	<b>Third</b>	<b>3<sup>rd</sup></b>
<b>4</b>	<b>Four</b>	<b>Fourth</b>	<b>4<sup>th</sup></b>
<b>5</b>	<b>Five</b>	<b>Fifth</b>	<b>5<sup>th</sup></b>
<b>6</b>	<b>Six</b>	<b>Sixth</b>	<b>6<sup>th</sup></b>
<b>7</b>	<b>Seven</b>	<b>Seventh</b>	<b>7<sup>th</sup></b>
<b>8</b>	<b>Eight</b>	<b>Eighth</b>	<b>8<sup>th</sup></b>
<b>9</b>	<b>Nine</b>	<b>Ninth</b>	<b>9<sup>th</sup></b>
<b>10</b>	<b>Ten</b>	<b>Tenth</b>	<b>10<sup>th</sup></b>



*Delhi Public School,  
Gandhinagar*

*Class-I*

*Maths Sample book work  
Done by-Srikala Singh  
Session -2024-25*

*Month- November*

Delhi Public School, Gandhinagar  
Maths Sample book work  
Session 2024-25

Topic : Ch-10 Measurement  
Ch-11 Data Handling


Concepts :-


- Learn about length and height
- Learn about measuring length using body parts and smaller objects.
- Learn about capacity
- Learn about tall and short
- Learn about weight


Text Book Exercise: -


❖ Exercise on text book page no. 128

**A** Tick (✓) the longer object and cross (✗) the shorter object.


(a) 


(b) 


(c) 


(d) 

**B** Tick (✓) the one that is taller and cross (✗) the one that is shorter.





(a) 





(b) 





(c) 





(d) 

# Answer:

A. (a)     (b)   


(c)     (d)   


B. (a)     (b)   


(c)     (d)   


## ❖ Exercise on text book page no. 129

**C** Use your objects and body parts to measure the length of the following objects.


(a) My  is about  digits long.


(b) My  is about  foot spans long.

(c) My  is about  cubits long.


(d) My  is about  handspans long.


**D** How long are these objects?

(a) The brush is about  paper clips long. 

(b) The spoon is about  erasers long. 

**E** How tall are these objects?


(a) The book is as tall as  sharpeners. 

(b) The table is as tall as  pencils. 


❖ Exercise on text book page no. 131

**F** Observe the given weighing balances and tick (✓) the boxes as indicated.


(a) Tick the heavier side.




(b) Tick the lighter side.



(c) Tick the lighter side.





(d) Tick the heavier side.





**G** Observe the given pictures and write heavier or lighter in the blanks.



(a) The tree is \_\_\_\_\_ than the leaf.

(b) The table is \_\_\_\_\_ than the cupboard.



(c) The lion is \_\_\_\_\_ than the elephant.



❖ Exercise on text book page no. 132

**H** Tick (✓) the object that can hold more liquid.

(a)


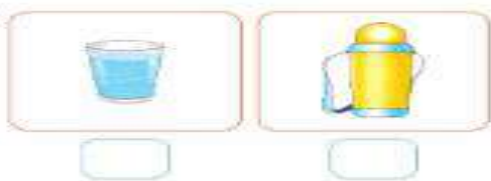



(b)








Below each object is a small empty box for marking.



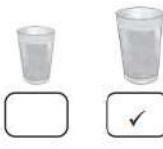



(c)  (d) 

**I** Tick (✓) the correct option to fill in the blanks.

(a)    
 This bucket can hold 10 jugs of water. This pot can hold 8 jugs of water.  
 The bucket has more (more/less) capacity than the pot.

(b)    
 This bottle can hold 5 cups of water. This kettle can hold 7 cups of water.  
 The capacity of the bottle is less (more/less) than that of the kettle.

*Answer:*

H. (a)  (b)  (c)  (d) 

I. (a) more (b) less



A. Fill in the blanks

1. The bucket is **heavier** (heavier/lighter) than the cup.
2. A glass holds **less** (more/less) water than a jug.
3. A chair is **lighter** (heavier/lighter) than a book.
4. A truck is **heavier** (heavier/lighter) than a bicycle.



B. Circle the correct answer

1. A pen is taller/shorter than an eraser.
2. A book is heavier/lighter than a pencil.
3. A tub holds less/more water than a jug.
4. A whale is smaller/bigger than a fish.
5. An eagle is heavier/lighter than a sparrow.

**CBE (Written)**

**Fill in the blanks: -**

- a) My yoga mat is \_\_\_\_\_handspan long.
- b) My door is \_\_\_\_\_foot spans long.
- c) My classrooms window is \_\_\_\_\_cubits long.

**CBE (Oral)**


Ram is taller than Rohan. They both walked 25 paces from the same point. Who will reach the fastest and why?

**CBE (Observation)**

**CBE Worksheet**

**1. Measure each object using paper clips.**

a. 4 paper clips



b. 7 paper clips



c. 6 paper clips



d. 5 paper clips




**Concepts :-**

- Learn about data handling
- Find the number of objects of each type in a collection
- Arrange the similar objects to form a collection



**❖ Exercise on text book page no. 140**

**A** Ginni is counting the number of windows in different buildings. Observe the picture and answer the questions that follow.

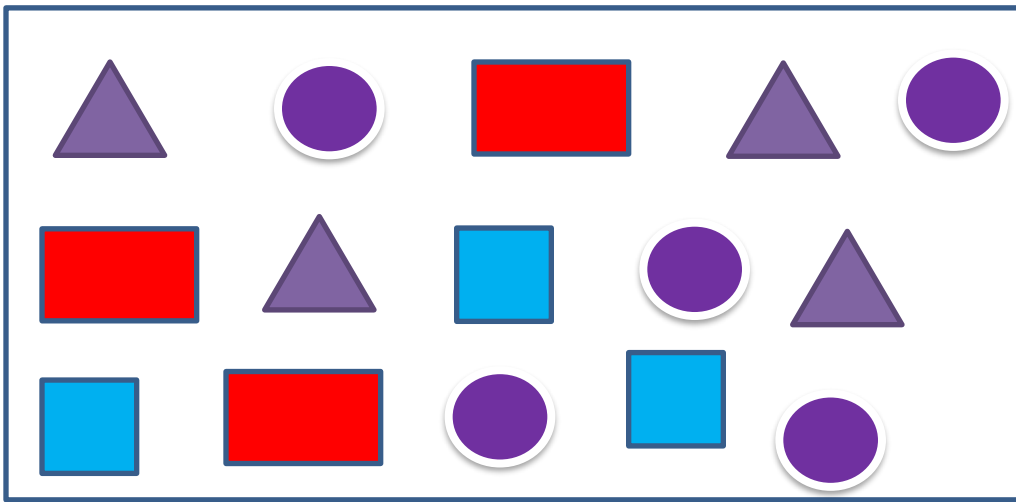


(a) Write the number of windows in red coloured building.

(b) Write the number of windows in yellow coloured building.

(c) How many buildings are there in all?

**Notebook Work:**



Observe the picture then Count and write:-

1.  3

2.  5

3.  3

4.  3



**CBE (Written)**

**CBE Worksheet**

1. Look at the chart below and answer the given questions.

<b>NAMES</b>	<b>NUMBER OF LETTERS</b>
JOSEPH	6
MARY	4
MANAV	5
MAHESH	6

- a. How many names have four letters? one
- b. How many names have five letters? one
- c. How many names have six letters? two



*Delhi Public School,  
Gandhinagar*

*Class-I*

*Maths Sample book work  
Done by-Srikala Singh  
Session -2024-25*


*Month- October*

Delhi Public School, Gandhinagar  
Maths Sample book work  
Session 2024-25

*Topic : Ch- 5 Shapes and Pattern*

Concepts :-

- || Learn about plain shapes
- || Learn about solid shapes
- || Understand the difference between straight and curved lines
- || Identify patterns











❖ Exercise on text book page no. 56





**A** Look at the picture of the butterfly. Colour the shapes using the following colour codes.

○ : red    △ : green    ▭ : blue    □ : orange    ○ : brown

**B** Tick (✓) the shape which is similar to the given shape.

(a)    






(b)    






(c)    






56

❖ Exercise on text book page no. 57






**C** Colour the same-sized shapes using same colour.






(a)     






(b)     

(c)     






**D** Cross (x) the odd one out in each row.






(a)     






(b)     

(c)     






Answer:






**C** (a)   Blue   Blue 






(b)  Blue  Blue  Blue  Yellow  Yellow

(c)  Blue  Yellow  Yellow  Blue  Yellow

Note: Refer to pg. 187 of the answer key for the coloured images.

**D** (a)     

(b)     

(c)     

❖ Exercise on text book page no. 58









**E** Trace the outline of the following. Use blue colour for straight lines and green colour for curved lines.

❖ Exercise on text book page no. 58

**G** Write the names of the shapes obtained on tracing the highlighted portions in the given solids.

**Objects that Roll and Slide**  
Flat objects **slide**. Round objects **roll**. Some objects can both slide and roll.

**H** Write **S** for the objects that can slide, **R** for the objects that can roll and **SR** for objects that can both slide and roll.

(a) 	(b) 	(c) 	(d) 
<input type="text"/>	<input type="text"/>	<input type="text"/>	<input type="text"/>
(e) 	(f) 	(g) 	(h) 
<input type="text"/>	<input type="text"/>	<input type="text"/>	<input type="text"/>

*Answer:*

G. (a) Rectangle (b) Triangle (c) Circle



- H. (a) S (b) SR (c) R (d) S (e) SR  
 (f) R (g) SR (h) S

❖ Exercise on text book page no. 58

**I** Observe the pattern and colour the shapes.

(a)

(b)

**J** Complete the given patterns.

(a)

(b)

(c)

**K** Observe the patterns in the pictures. Colour them to complete the patterns.

(a)

(b)

*Answer:*

**I.** (a) (b)   
 Green Blue Green Orange Green Orange

**Note:** Refer to pg. 187 of the answer key for the coloured images.

**J.** (a) (b)

(c)

**K.** (a)


(b)



# Note book work

## Basic Shapes

### 1. Square




This is a square. It has 4 sides and 4 corners. All the sides are equal.

### 2. Rectangle




This is a rectangle. It has 4 sides and 4 corners. Opposite sides are equal.

### 3. Triangle



This is a triangle. It has 3 sides and 3 corners.

### 4. Circle



This is a circle. It is round. It has no corners.

**CBE (Written)**

Q1. Write two letters using straight lines only.

E, T

Q2. Write two digits using curved lines only.

3, 8

Q3. Write two letters and digits using both straight and curved lines.

D, B ,2, 5

**CBE (Oral)**

Q1. What is the shape of a coin?

Circle.

Q2. Name some objects having similar shapes in your surroundings.

**CBE (Observation)**

**Q1. Trace the base of the following objects in your scrap book. Write the name of the shape obtained.**

Geometry box

Water bottle

Matchbox


Bowl


Sharpner.

# Practice work pg no- 64

## Quick Check


1. Circle the objects having the same shape. Also, write the name of the shape.


(a) 

(b) 


2. Draw two shapes using straight lines only in your notebook.


3. Name the shape to which the given object resembles. Write the number of sides and corners for each shape.

(a)  shape  sides  corners


(b)  shape  sides  corners


4. Circle the object which comes next in the pattern.


(a) 

(b) 


Answer:


1. (a) 


(b) 


2. 

Note: Answers may vary.

3. (a)  shape   
 sides   
 corners

(b)  shape   
 sides   
 corners

4. (a) 

(b) 

*Delhi Public School,  
Gandhinagar*

*Class-I*

*Maths Sample book work  
Done by-Srikala Singh  
Session -2024-25*


*Month- August*

Delhi Public School, Gandhinagar  
Maths Sample book work  
Session 2024-25

Topic : Addition and Subtraction up to 100

Concepts :-

- || Add and subtract 2-digit and 1-digit numbers
- || Add and subtract numbers using number line
- || Solve addition and subtraction word problems



Text Book Exercise: -

❖ Exercise on text book page no. 92

**A** Add the following.

(a)	<table border="0"><tr><td>T</td><td>O</td></tr><tr><td>4</td><td>6</td></tr><tr><td>+</td><td>3</td></tr><tr><td colspan="2"><hr/></td></tr></table>	T	O	4	6	+	3	<hr/>		(b)	<table border="0"><tr><td>T</td><td>O</td></tr><tr><td>7</td><td>6</td></tr><tr><td>+</td><td>3</td></tr><tr><td colspan="2"><hr/></td></tr></table>	T	O	7	6	+	3	<hr/>		(c)	<table border="0"><tr><td>T</td><td>O</td></tr><tr><td>8</td><td>5</td></tr><tr><td>+</td><td>4</td></tr><tr><td colspan="2"><hr/></td></tr></table>	T	O	8	5	+	4	<hr/>	
T	O																												
4	6																												
+	3																												
<hr/>																													
T	O																												
7	6																												
+	3																												
<hr/>																													
T	O																												
8	5																												
+	4																												
<hr/>																													
(d)	<table border="0"><tr><td>T</td><td>O</td></tr><tr><td>2</td><td>4</td></tr><tr><td>+</td><td>3 1</td></tr><tr><td colspan="2"><hr/></td></tr></table>	T	O	2	4	+	3 1	<hr/>		(e)	<table border="0"><tr><td>T</td><td>O</td></tr><tr><td>5</td><td>3</td></tr><tr><td>+</td><td>2 4</td></tr><tr><td colspan="2"><hr/></td></tr></table>	T	O	5	3	+	2 4	<hr/>		(f)	<table border="0"><tr><td>T</td><td>O</td></tr><tr><td>4</td><td>9</td></tr><tr><td>+</td><td>2 0</td></tr><tr><td colspan="2"><hr/></td></tr></table>	T	O	4	9	+	2 0	<hr/>	
T	O																												
2	4																												
+	3 1																												
<hr/>																													
T	O																												
5	3																												
+	2 4																												
<hr/>																													
T	O																												
4	9																												
+	2 0																												
<hr/>																													


Answer:


A. (a)	<table border="0"><tr><td>T</td><td>O</td></tr><tr><td>4</td><td>6</td></tr><tr><td>+</td><td>3</td></tr><tr><td colspan="2"><hr/></td></tr><tr><td>4</td><td>9</td></tr></table>	T	O	4	6	+	3	<hr/>		4	9	(b)	<table border="0"><tr><td>T</td><td>O</td></tr><tr><td>7</td><td>6</td></tr><tr><td>+</td><td>3</td></tr><tr><td colspan="2"><hr/></td></tr><tr><td>7</td><td>9</td></tr></table>	T	O	7	6	+	3	<hr/>		7	9	(c)	<table border="0"><tr><td>T</td><td>O</td></tr><tr><td>8</td><td>5</td></tr><tr><td>+</td><td>4</td></tr><tr><td colspan="2"><hr/></td></tr><tr><td>8</td><td>9</td></tr></table>	T	O	8	5	+	4	<hr/>		8	9
T	O																																		
4	6																																		
+	3																																		
<hr/>																																			
4	9																																		
T	O																																		
7	6																																		
+	3																																		
<hr/>																																			
7	9																																		
T	O																																		
8	5																																		
+	4																																		
<hr/>																																			
8	9																																		
(d)	<table border="0"><tr><td>T</td><td>O</td></tr><tr><td>2</td><td>4</td></tr><tr><td>+</td><td>3 1</td></tr><tr><td colspan="2"><hr/></td></tr><tr><td>5</td><td>5</td></tr></table>	T	O	2	4	+	3 1	<hr/>		5	5	(e)	<table border="0"><tr><td>T</td><td>O</td></tr><tr><td>5</td><td>3</td></tr><tr><td>+</td><td>2 4</td></tr><tr><td colspan="2"><hr/></td></tr><tr><td>7</td><td>7</td></tr></table>	T	O	5	3	+	2 4	<hr/>		7	7	(f)	<table border="0"><tr><td>T</td><td>O</td></tr><tr><td>4</td><td>9</td></tr><tr><td>+</td><td>2 0</td></tr><tr><td colspan="2"><hr/></td></tr><tr><td>6</td><td>9</td></tr></table>	T	O	4	9	+	2 0	<hr/>		6	9
T	O																																		
2	4																																		
+	3 1																																		
<hr/>																																			
5	5																																		
T	O																																		
5	3																																		
+	2 4																																		
<hr/>																																			
7	7																																		
T	O																																		
4	9																																		
+	2 0																																		
<hr/>																																			
6	9																																		





❖ Exercise on text book page no. 93

**B** Show the addition of the given numbers on the number line. Write the sum obtained in the blank boxes.

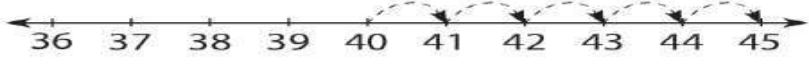
(a)  $40 + 5 = \square$  

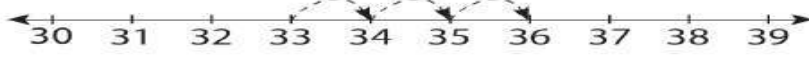
(b)  $33 + 3 = \square$  

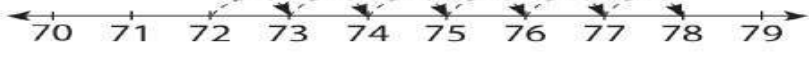
(c)  $72 + 6 = \square$  


(d)  $51 + 8 = \square$  

*Answer:*

**B.** (a)  $\boxed{45}$  

(b)  $\boxed{36}$  

(c)  $\boxed{78}$  

(d)  $\boxed{59}$  

❖ Exercise on text book page no. 94

**E** Subtract the given numbers.

(a)  $\begin{array}{r} \text{T} \quad \text{O} \\ 9 \quad 3 \\ - \quad 2 \\ \hline \end{array}$       (b)  $\begin{array}{r} \text{T} \quad \text{O} \\ 2 \quad 6 \\ - \quad 4 \\ \hline \end{array}$       (c)  $\begin{array}{r} \text{T} \quad \text{O} \\ 7 \quad 8 \\ - \quad 3 \\ \hline \end{array}$

(d)  $\begin{array}{r} \text{T} \quad \text{O} \\ 7 \quad 6 \\ - 2 \quad 5 \\ \hline \end{array}$       (e)  $\begin{array}{r} \text{T} \quad \text{O} \\ 4 \quad 8 \\ - 2 \quad 2 \\ \hline \end{array}$       (f)  $\begin{array}{r} \text{T} \quad \text{O} \\ 9 \quad 2 \\ - 4 \quad 1 \\ \hline \end{array}$


**Answer:**


(a)  $\begin{array}{r} \text{T} \quad \text{O} \\ 9 \quad 3 \\ - \quad 2 \\ \hline 9 \quad 1 \end{array}$       (b)  $\begin{array}{r} \text{T} \quad \text{O} \\ 2 \quad 6 \\ - \quad 4 \\ \hline 2 \quad 2 \end{array}$       (c)  $\begin{array}{r} \text{T} \quad \text{O} \\ 7 \quad 8 \\ - \quad 3 \\ \hline 7 \quad 5 \end{array}$


(d)  $\begin{array}{r} \text{T} \quad \text{O} \\ 7 \quad 6 \\ - 2 \quad 5 \\ \hline 5 \quad 1 \end{array}$       (e)  $\begin{array}{r} \text{T} \quad \text{O} \\ 4 \quad 8 \\ - 2 \quad 2 \\ \hline 2 \quad 6 \end{array}$       (f)  $\begin{array}{r} \text{T} \quad \text{O} \\ 9 \quad 2 \\ - 4 \quad 1 \\ \hline 5 \quad 1 \end{array}$


❖ Exercise on text book page no. 96

F Subtract the given numbers on the number line and write the answers in the blank boxes.


(a)  $28 - 8 =$   

(b)  $39 - 7 =$   

(c)  $98 - 5 =$   

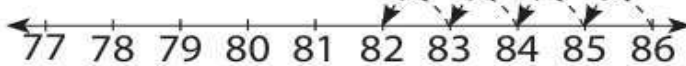
(d)  $86 - 4 =$   

Answer:

F. (a)  

(b)  

(c)  

(d)  

# Note book work

Add the following

	T	O
	3	4
+	2	4
	5	8

	T	O
	2	1
+	5	3
	7	4

	T	O
	3	6
+	3	3
	6	9

	T	O
	4	2
+	3	6
	7	8

	T	O
	5	6
+	4	0
	9	6

	T	O
	5	0
+	3	2
	8	2

Story sums

1. In a class there are 48 girls and 31 boys. How many children are there in all?

Number of girls in a class

Number of boys in a class

Total

	T	O
	4	8
+	3	1
	7	9

Ans. There are 79 children in all.

2. Ria has 64 stickers. Diya gave her 24 more. How many stickers does Ria have now in all?

Number of stickers Ria has

Number of stickers Diya gave

Total

	T	O
	6	4
+	2	4
	8	8

Ans. There are 88 stickers in all.

Solve the following

	T	O
	8	3
-	6	1
	2	2

	T	O
	7	6
-	4	4
	3	2

	T	O
	6	4
-	3	1
	3	3

	T	O
	4	7
-	2	2
	2	5

	T	O
	5	0
-	1	0
	4	0

	T	O
	7	7
-	1	5
	6	2

1. Ram has 95 apples. He gave 23 apples to his sister. How many apples are left with him?

Number of apples Ram has

Number of apples he gave

Total

	T	O
	9	5
-	2	3
	7	2

Ans – 72 apples are left with him.

2. There are 68 eggs in a basket. 27 eggs broke. How many eggs are left in the basket?

Number of eggs in a basket

Number of eggs broke

Total

	T	O
	6	8
+	2	7
	4	1

Ans. There are 41 eggs left in the basket.

**CBE (Written)**

1. How will you write 12 less than 44?

Ans.  $44 - 12 = 32$

2. Anu has 37 strawberries. She ate 15 strawberries. How many strawberries are left with her?

Ans  $37 - 15 = 22$

**CBE (Oral)**

Q1. Find the difference between the biggest 2-digit number and the smallest 2-digit number.

**CBE (Observation)**



Q1. Ask the age of your grandfather and your father. Subtract your fathers age from your grandfather's age.

Practice work pg no- 104

### Quick Check

1. Add and subtract as instructed.

(a)	(b)	(c)	(d)																																																
<table style="margin: auto; border-collapse: collapse;"> <tr><td style="padding: 0 5px;">T</td><td style="padding: 0 5px;">O</td></tr> <tr><td style="padding: 0 5px; border: 1px solid gray;">4</td><td style="padding: 0 5px; border: 1px solid gray;">8</td></tr> <tr><td style="padding: 0 5px;">+</td><td style="padding: 0 5px;"></td></tr> <tr><td style="padding: 0 5px; border: 1px solid gray;">1</td><td style="padding: 0 5px; border: 1px solid gray;">1</td></tr> <tr><td style="padding: 0 5px;"> </td><td style="padding: 0 5px;"> </td></tr> <tr><td style="padding: 0 5px; border: 1px solid gray;"> </td><td style="padding: 0 5px; border: 1px solid gray;"> </td></tr> </table>	T	O	4	8	+		1	1					<table style="margin: auto; border-collapse: collapse;"> <tr><td style="padding: 0 5px;">T</td><td style="padding: 0 5px;">O</td></tr> <tr><td style="padding: 0 5px; border: 1px solid gray;">4</td><td style="padding: 0 5px; border: 1px solid gray;">6</td></tr> <tr><td style="padding: 0 5px;">+</td><td style="padding: 0 5px;"></td></tr> <tr><td style="padding: 0 5px; border: 1px solid gray;">2</td><td style="padding: 0 5px; border: 1px solid gray;">5</td></tr> <tr><td style="padding: 0 5px;"> </td><td style="padding: 0 5px;"> </td></tr> <tr><td style="padding: 0 5px; border: 1px solid gray;"> </td><td style="padding: 0 5px; border: 1px solid gray;"> </td></tr> </table>	T	O	4	6	+		2	5					<table style="margin: auto; border-collapse: collapse;"> <tr><td style="padding: 0 5px;">T</td><td style="padding: 0 5px;">O</td></tr> <tr><td style="padding: 0 5px; border: 1px solid gray;">8</td><td style="padding: 0 5px; border: 1px solid gray;">4</td></tr> <tr><td style="padding: 0 5px;">-</td><td style="padding: 0 5px;"></td></tr> <tr><td style="padding: 0 5px; border: 1px solid gray;">2</td><td style="padding: 0 5px; border: 1px solid gray;">2</td></tr> <tr><td style="padding: 0 5px;"> </td><td style="padding: 0 5px;"> </td></tr> <tr><td style="padding: 0 5px; border: 1px solid gray;"> </td><td style="padding: 0 5px; border: 1px solid gray;"> </td></tr> </table>	T	O	8	4	-		2	2					<table style="margin: auto; border-collapse: collapse;"> <tr><td style="padding: 0 5px;">T</td><td style="padding: 0 5px;">O</td></tr> <tr><td style="padding: 0 5px; border: 1px solid gray;">9</td><td style="padding: 0 5px; border: 1px solid gray;">2</td></tr> <tr><td style="padding: 0 5px;">-</td><td style="padding: 0 5px;"></td></tr> <tr><td style="padding: 0 5px; border: 1px solid gray;">5</td><td style="padding: 0 5px; border: 1px solid gray;">3</td></tr> <tr><td style="padding: 0 5px;"> </td><td style="padding: 0 5px;"> </td></tr> <tr><td style="padding: 0 5px; border: 1px solid gray;"> </td><td style="padding: 0 5px; border: 1px solid gray;"> </td></tr> </table>	T	O	9	2	-		5	3				
T	O																																																		
4	8																																																		
+																																																			
1	1																																																		
T	O																																																		
4	6																																																		
+																																																			
2	5																																																		
T	O																																																		
8	4																																																		
-																																																			
2	2																																																		
T	O																																																		
9	2																																																		
-																																																			
5	3																																																		

2. Perform the given operation using the number line. Then fill in the blank boxes.

(a)  $53 + 6 =$

(b)  $48 - 9 =$

3. Tick (✓) the correct answer.

(a) $42 + 56 =$ <input style="width: 30px; height: 20px; border: 1px solid gray;" type="text" value="78"/> <input style="width: 30px; height: 20px; border: 1px solid gray;" type="text" value="86"/> <input style="width: 30px; height: 20px; border: 1px solid gray;" type="text" value="98"/>	(b) $39 + 40 =$ <input style="width: 30px; height: 20px; border: 1px solid gray;" type="text" value="69"/> <input style="width: 30px; height: 20px; border: 1px solid gray;" type="text" value="79"/> <input style="width: 30px; height: 20px; border: 1px solid gray;" type="text" value="89"/>
(c) $85 - 45 =$ <input style="width: 30px; height: 20px; border: 1px solid gray;" type="text" value="30"/> <input style="width: 30px; height: 20px; border: 1px solid gray;" type="text" value="40"/> <input style="width: 30px; height: 20px; border: 1px solid gray;" type="text" value="50"/>	(d) $74 - 22 =$ <input style="width: 30px; height: 20px; border: 1px solid gray;" type="text" value="42"/> <input style="width: 30px; height: 20px; border: 1px solid gray;" type="text" value="62"/> <input style="width: 30px; height: 20px; border: 1px solid gray;" type="text" value="52"/>

4. Solve the following word problems.

(a) Sonali has 25 beads. Her friend gives her 20 more. How many beads are there in all?  
There are  beads in all.

T	O
+	

(b) There are 36 students in a class. 4 students were absent on Monday. How many students were present?  
 students were present on Monday.

T	O
-	

*Delhi Public School,  
Gandhinagar*

*Class-I*

*Maths Sample book work  
Done by-Srikala Singh  
Session -2024-25*

*Month- July*

# Delhi Public School, Gandhinagar

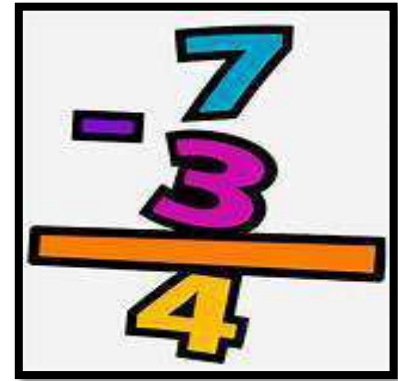
## Maths Sample book work

### Session 2024-25

## Topic : Subtraction

### Concepts :-


- || Observe pictures and subtract
- || Subtract number vertically
- || Subtract numbers using a number line
- || Understand subtraction facts
- || Solve word problems





### Text Book Exercise: -


### ❖ Exercise on text book page no. 32

**A** Subtract by crossing out the pictures and write the answer.


(a)   
5 minus 4 is   
or,  $5 - 4 =$


(c)   
7 minus 5 is   
or,  $7 - 5 =$


(b)   
8 minus 3 is   
or,  $8 - 3 =$


(d)   
9 minus 6 is   
or,  $9 - 6 =$

### Answer

A. (a)  .




(c)  .



(b)  .



(d)  .

❖ Exercise on text book page no. 33

**B** Fill in the blank boxes by observing the pictures.

(a)  -  =   
 5 - 1 =

(b)  -  =   
 -  =


(c)  -  =   
 -  =


**Answer**


B. (a) 4      (b)  -  =       (c)  -  =


❖ Exercise on text book page no. 35

**C** Subtract the numbers on the number line. Write the difference in the boxes.

(a)  $7 - 5 =$   

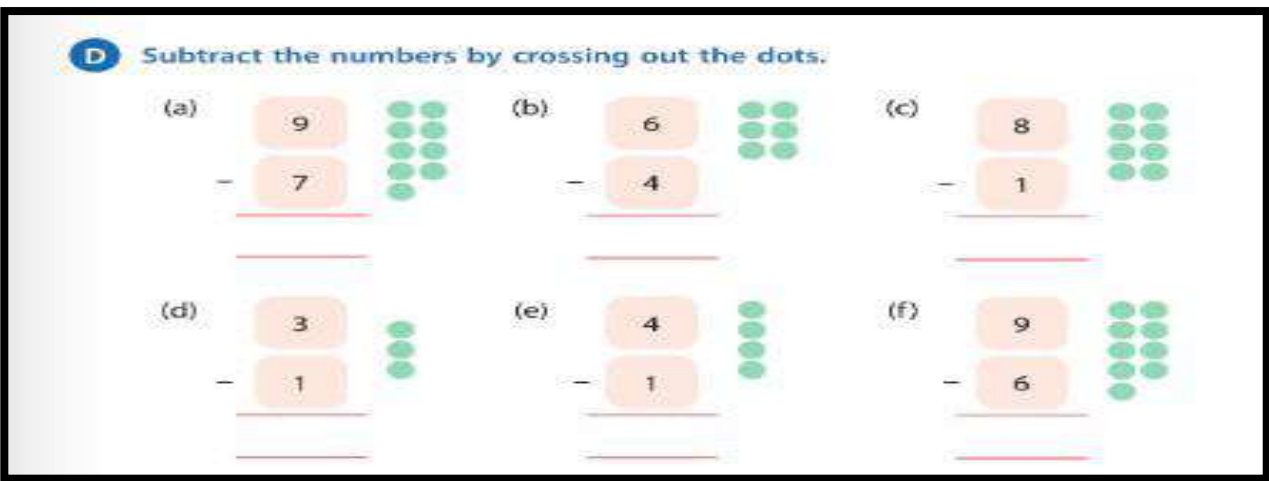
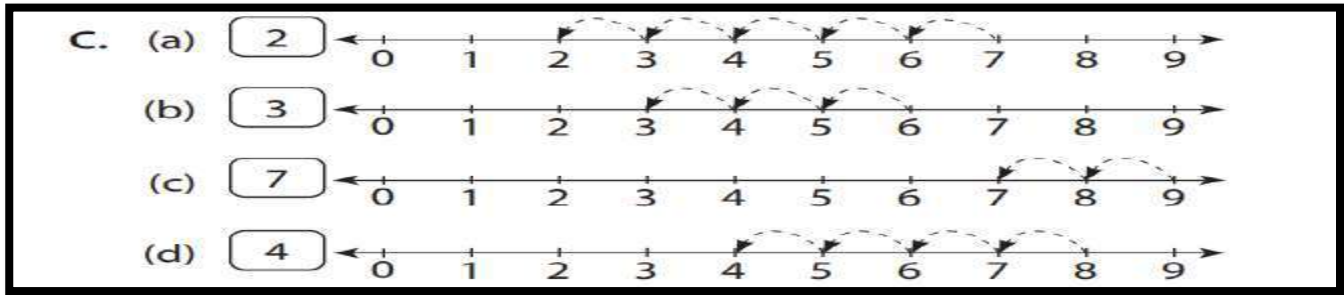
(b)  $6 - 3 =$   

(c)  $9 - 2 =$   

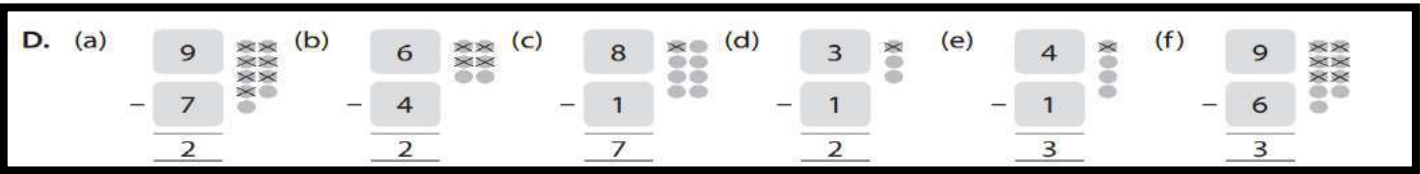
(d)  $8 - 4 =$   




# Answer.










# Answer.



## ❖ Exercise on text book page no. 36



# Answer.

E.	6 -	0	=	6	
	6 -	1	=	5	
	6 -	2	=	4	
	6 -	3	=	3	
	6 -	4	=	2	
	6 -	5	=	1	
	6 -	6	=	0	

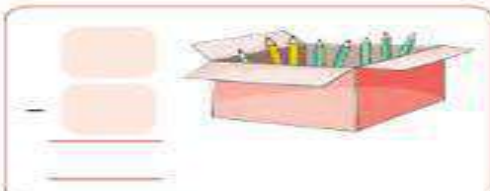


## Exercise on text book page no. 37

**F** Solve the following.

(a) There are 8 pencils in a box. Shreya takes 2 pencils. How many pencils are left in the box?  
 pencils are left in the box.

(b) There are 7 stairs. Anu climbs 4 stairs. How many stairs are left to climb?  
 stairs are left to climb.

(c) There are 8 pigeons on a branch. 3 of them flew away. How many pigeons are still left on the branch?  
 pigeons are still there on the branch.

# Answer.

F.	(a)	$\begin{array}{r} 8 \\ - 2 \\ \hline 6 \end{array}; \text{ } \boxed{6}$	(b)	$\begin{array}{r} 7 \\ - 4 \\ \hline 3 \end{array}; \text{ } \boxed{3}$	(c)	$\begin{array}{r} 8 \\ - 3 \\ \hline 5 \end{array}; \text{ } \boxed{5}$
----	-----	---	-----	---	-----	---



# Note book work

A. Subtract the numbers on the number line:-

i)  $9 - 2 = 7$



ii)  $6 - 3 = 3$



B. Subtract the following (vertical subtraction)

	T	O
		8
-		2
		6

	T	O
		9
-		5
		4

	T	O
		6
-		3
		3

	T	O
		4
-		3
		1

	T	O
		7
-		0
		7

	T	O
		5
-		1
		4

**CBE (Written)**

**Exercise in Textbook on pg.no- 41**

**Crossword Time**

Solve the subtraction sums. Write the number names of the difference in the crossword puzzle.

**Across**

4.  $8 - 4 =$   \_\_\_\_\_

7.  $5 - 4 =$   \_\_\_\_\_

8.  $9 - 0 =$   \_\_\_\_\_

**Down**

1.  $7 - 5 =$   \_\_\_\_\_

2.  $6 - 6 =$   \_\_\_\_\_

3.  $9 - 2 =$   \_\_\_\_\_

4.  $8 - 3 =$   \_\_\_\_\_

5.  $7 - 4 =$   \_\_\_\_\_

6.  $8 - 2 =$   \_\_\_\_\_

**CBE (Oral)**

You have 5 chocolates. You gave 2 chocolates to your friend. How many chocolates are there with you now?

## CBE (Observation)

Solve the subtraction sums. Then, colour the parrot using the colour that matches the difference.

$$\begin{array}{r} 9 \\ - 6 \\ \hline \\ \hline \end{array}$$


$$\begin{array}{r} 7 \\ - 2 \\ \hline \\ \hline \end{array}$$

$$\begin{array}{r} 8 \\ - 5 \\ \hline \\ \hline \end{array}$$

$$\begin{array}{r} 9 \\ - 7 \\ \hline \\ \hline \end{array}$$

$$\begin{array}{r} 7 \\ - 6 \\ \hline \\ \hline \end{array}$$

$$\begin{array}{r} 8 \\ - 4 \\ \hline \\ \hline \end{array}$$



### Practice Work- Pg no 42

### Quick Check

1. Subtract the given numbers by drawing the number line in your notebook.

(a)  $7 - 4 = \square$

(b)  $8 - 6 = \square$

(c)  $4 - 1 = \square$

(d)  $6 - 5 = \square$

2. Subtract the given numbers.

(a)  $7 - 6 = \square$

(b)  $6 - 4 = \square$

(c)  $4 - 1 = \square$

(d)  $3 - 0 = \square$

3. Find the difference.

(a) 
$$\begin{array}{r} 9 \\ - 4 \\ \hline \\ \hline \end{array}$$

(b) 
$$\begin{array}{r} 8 \\ - 7 \\ \hline \\ \hline \end{array}$$

(c) 
$$\begin{array}{r} 5 \\ - 2 \\ \hline \\ \hline \end{array}$$

(d) 
$$\begin{array}{r} 4 \\ - 4 \\ \hline \\ \hline \end{array}$$

4. Fill in the boxes with correct numbers.

(a)  $8 - \square = 7$

(b)  $3 - \square = 3$

(c)  $9 - \square = 0$

(d)  $4 - \square = 1$

5. Solve the following word problems.

(a) Rinki has to water 8 plants. She has watered 3 plants. How many plants are still left to be watered?

(b) Aman and his 3 friends started a race. 2 of them dropped out. How many children reached the finishing line?

# Topic : Numbers from 21 -100

## Concepts :-


- || Learn number names
- || Compare numbers
- || Learn backward counting
- || Order numbers
- || Write before after and between numbers




## Text Book Exercise: -

❖ Exercise on text book page no. 67

**A** Count the number of pencils. Then write the numbers and the number names.

(a) 

tens +  ones =

(b) 

tens +  ones =


Answer :

A. (a)  tens +  ones =


(b)  tens +  ones =

❖ Exercise on text book page no. 69

**B** Count the number of ice cream cones. Then write the numbers and the number names.

(a) 

tens +  ones =

(b) 

tens +  ones =


*Answer:*

B. (a)  tens +  ones =

(b)  tens +  ones =

❖ Exercise on text book page no. 71

**C** Count the number of sticks. Then write the numbers and the number names.

(a) 

tens +  ones =



(b)

tens +  ones =

*Answer :*

C. (a)  tens +  ones =   forty-five

(b)  tens +  ones =   forty-three

❖ Exercise on text book page no. 71

**D** Count the number of grapes. Then write the numbers and the number names.

(a)

tens +  ones =

(b)

tens +  ones =


*Answer :*

D. (a)  tens +  ones =   fifty-two


(b)  tens +  ones =   fifty-four

❖ Exercise on text book page no. 75

**E** Count the number of chocolate pieces in each bar. Then write the numbers and the number names.

(a) 

tens +  ones =

(b) 

tens +  ones =


*Answer:*

E. (a)  tens +  ones =


(b)  tens +  ones =

❖ Exercise on text book page no. 77

**F** Count the number of beads. Then write the numbers and the number names.

(a) 

tens +  ones =



tens +  ones =


★**Answer:**

F. (a)  tens +  ones =

(b)  tens +  ones =

❖ Exercise on text book page no. 79

**G** Count the number of balls. Then write the numbers and the number names.



tens +  ones =



tens +  ones =

*Answer:*

G. (a)  tens +  ones =

(b)  tens +  ones =


❖ Exercise on text book page no. 81

**H** Count the number of biscuits. Then write the numbers and the number names.



tens +  ones =



(b) 

tens +  ones =

*Answer :*

H. (a)  tens +  ones =

(b)  tens +  ones =

❖ Exercise on text book page no. 83

1 Write the numbers that come before, after or between the given numbers.

(a) 41  (b)  36 (c) 59

(d) 67  (e)  100 (f) 89

(g) 49  51 (h) 39  41 (i) 56  58

*Answer :*

I. (a) 42 (b) 35 (c) 60 (d) 68

(f) 90 (g) 50 (h) 40 (i) 57

## ❖ Exercise on text book page no. 84

**J** Colour the square with bigger number blue and the square with smaller number pink.

- (a) 62 48    (b) 39 35    (c) 49 39    (d) 52 57  
 (e) 21 23    (f) 88 98    (g) 97 90    (h) 70 69

**K** Write the given numbers in increasing order.

(a) 47, 26, 18, 38, 98

□ — □ — □ — □ — □

(b) 89, 66, 72, 16, 91

□ — □ — □ — □ — □

**L** Write the given numbers in decreasing order.

(a) 81, 79, 82, 61, 9

□ — □ — □ — □ — □

(b) 35, 55, 45, 25, 40

□ — □ — □ — □ — □

*Answer :*

J.	Bigger Number	Smaller Number
(a)	62	48
(b)	39	35
(c)	49	39
(d)	57	52
(e)	23	21
(f)	98	88
(g)	97	90
(h)	70	69

K. (a) 18 — 26 — 38 — 47 — 98

(b) 16 — 66 — 72 — 89 — 91

L. (a) 82 — 81 — 79 — 61 — 9

(b) 55 — 45 — 40 — 35 — 25



❖ Exercise on text book page no. 85

**M** Complete the following by counting backward.

100	99			96				92	
		88		86			83		
80			77		75				71
		68				64			
60					55	54			
		48		46			43		41
	39				35				31
	29			26			23		
20			17					12	
				6			3		1

*Answer :*

**M.**

100	99	98	97	96	95	94	93	92	91
90	89	88	87	86	85	84	83	82	81
80	79	78	77	76	75	74	73	72	71
70	69	68	67	66	65	64	63	62	61
60	59	58	57	56	55	54	53	52	51
50	49	48	47	46	45	44	43	42	41
40	39	38	37	36	35	34	33	32	31
30	29	28	27	26	25	24	23	22	21
20	19	18	17	16	15	14	13	12	11
10	9	8	7	6	5	4	3	2	1

# Note book work

A. Write the number names for the following.

T	O	
7	5	Seventy Five
4	9	Forty Nine
9	8	Ninety Eight
6	6	Sixty Six

B. Write the numbers for the given number names.

	T	O
Eighty	8	0
Fifty Six	5	6
Thirty Nine	3	9
Ninety Four	9	4

C. Write before number.

29	30
34	35
78	79
68	69

D. Write after number

41	42
59	60
67	68
85	86

E. Write between number.

40	41	42
69	70	71
53	54	55
98	99	100
76	77	78

**F. Arrange the numbers in increasing order.**

a.

89	34	52
----	----	----

Ans

34	52	89
----	----	----

b.

64	20	76
----	----	----

Ans.

20	64	76
----	----	----

**G. Arrange the numbers in decreasing order.**

a.

20	80	30
----	----	----

Ans

80	30	20
----	----	----

b.

37	65	48
----	----	----

Ans.

65	48	37
----	----	----

**CBE (Written)**

Q1. What is the largest 2-digit number?

A1. 99 is the largest 2-digit number.

**CBE (Oral)**


Q1. Which number is greater?

5 Tens + 4 Ones or 5 Tens + 0 Ones

A1. 5Tens + 4 Ones

**CBE (Observation)**

Form the largest and the smallest 2-digit number using the blocks.



The biggest number formed is \_\_\_\_\_, The smallest number formed is \_\_\_\_\_.

Ans-

Biggest number: 67, Smallest number: 17

Practice Work- Pg no 89

1. Fill in the boxes.

(a)  = 4 tens + 4 ones

(b)  = 6 tens + 9 ones

(c) 76 =  tens +  ones

(d) 54 =  tens +  ones

2. Insert the correct symbols >, < or = in the boxes.

(a) 38  42

(b) 58  98

(c) 73  73

(d) 67  28

3. Colour the box with correct answer green.

(a) 98 comes before:

99

91

88

(b) 67 comes after:

68

66

64

(c) Number that comes between 54 and 56

51

53

55

4. Arrange 41, 49, 33, 69 in increasing and decreasing order.

Increasing Order:  <  <  <

Decreasing Order:  >  >  >

5. Write the missing numbers by counting backward.

99

97

94

6. Which jar has the minimum number of marbles?



Jar A



Jar B



Jar C

*Answer:*

1. (a) 44

(b) 69

(c) 7, 6

(d) 5, 4

2. (a) <

(b) <

(c) =

(d) >

3. (a) 99

(b) 66

(c) 55

4. Increasing order: 33 < 41 < 49 < 69

Decreasing order: 69 > 49 > 41 > 33

5. 99  98  97  96  95  94  93

6. Jar C



*Delhi Public School,  
Gandhinagar*

*Class-I*

*Maths Sample book work  
Done by-Srikala Singh  
Session -2024-25*

*Month- June*

Delhi Public School, Gandhinagar  
Maths Sample book work  
Session 2024-25

*Topic : Position*

Concepts :-

- || Inside and Outside
- || On and Under
- || Above and Below
- || Before, Between and After
- || Near and Far




**Text Book Exercise: -**


❖ Exercise on text book page no. 44

**A** Read and circle mentioned objects.


(a) Crayons outside the box




(b) Apples inside the basket



(c) Toffees inside the jar



(d) Books outside the bag



*Answers:*

- A. (a)  (b)  (c)  (d) 

❖ Exercise on text book page no. 45

**B** Fill in the blanks with correct word.

(a) The chimney is   
(above/below) the gas stove.

(b) The gas stove is   
(above/below) the chimney.

(c) The juicer is   
(above/below) the microwave.



❖ Exercise on text book page no. 46

**C** Colour the circle blue to tell where the animal is in each picture.



On   
Under



On   
Under



On   
Under



On   
Under

*Answers:*

C. (a) On                      (b) Under                      (c) Under                      (d) On

❖ Exercise on text book page no. 47

**D** Look at the butterfly in the given pictures. Tick (✓) the correct position of the butterfly.

(a)



Top

Bottom

(b)



Top

Bottom

*Answers:*

**D.** (a) Top

(b) Bottom

**E** (a) Tick (✓) the rat that is far from the cat.



(b) Tick (✓) the child near the swing.



47

(c) The girl is \_\_\_\_\_ (near/far from) the goal post.

The boy is \_\_\_\_\_ (near/far from) the goal post.



**E.** (a)



(b)



(c) far from; near



❖ Exercise on text book page no. 48


**F** Write before, after and between below the animals according to the picture.



\_\_\_\_\_

*Answers:*

**F.**



Before                      Between                      After



### Think, Solve and Learn

Look at these animals standing in a row from left to right. Then, fill in the blanks.

1. The elephant is standing \_\_\_\_\_ the tortoise and camel.
2. The tortoise is standing \_\_\_\_\_ the elephant.
3. The \_\_\_\_\_ is standing between the elephant and the monkey.



**Skills Covered:** Critical and logical thinking, Problem-solving

### Maths Around

1. (a) Name a game which you can play inside your house. \_\_\_\_\_  
(b) Name a game which you can play outside your house. \_\_\_\_\_
2. Where do you keep your notebook while reading?  /

**Skills Covered:** Observation, Discussion-based learning, Enquiry-based learning

## Answers:

### Think, Solve and Learn

1. between
2. before
3. camel

### Maths Around

1. (a) Carrom
- (b) Badminton

**Note:** Answers may vary.

2. On the desk

## Note book work

### 1.Fill in the blanks


- a. The fan is \_\_\_\_\_ the bed.
- b. The book is \_\_\_\_\_ the bag.
- c. My house is \_\_\_\_\_ from the school.
- d. The letter M comes \_\_\_\_\_ N.
- e. The kids are enjoying \_\_\_\_\_ the pool.

**CBE (Written)**


**Quick Check**

Tick (✓) the correct answer.


1. Who is in between?




2. Where is the ball?

  Inside  Outside


3. Where is the yellow shape?

  Top  Bottom


4. Where is the bird?

  Above  Below

5. Where are the books?

  On  Under

6. Who is far from the tree?

  Lion  Deer

**CBE (Oral)**

*Answers:*

Link and Learn	Integrate with Science
(a) Name two animals that can live both inside and outside the water.	Frog , crocodile
(b) Name two animals/birds that live on the tree.	Monkey , squirrel
(c) Name two animals that live under the sea.	Whale, dolphin

**Skills Covered:** In-depth learning, Cultural awareness, Problem-solving

## CBE (Observation)

### Puzzle Time

Look at the picture given below. Then fill in the blanks.



- The monkey is sitting \_\_\_\_\_ the tree.
- The girl is standing \_\_\_\_\_ the tree.
- The cat is \_\_\_\_\_ the bench.
- Three birds are sitting \_\_\_\_\_ the nest.
- The boy is standing \_\_\_\_\_ from the girl.
- The water fountain is \_\_\_\_\_ the girl and boy.
- The bicycle is \_\_\_\_\_ the water fountain.

Search the words that you filled in the above blanks in the given word search puzzle.

I	N	A	B	U	N	D	E	R
N	E	O	F	T	S	J	D	E
S	E	C	F	A	R	L	M	N
I	W	D	F	B	A	T	O	P
D	T	E	H	O	E	R	N	O
E	E	I	J	V	N	O	P	S
G	B	K	B	E	F	O	R	E

**Skills Covered:** Game-based learning, Problem-solving, Experiential learning

## Answers:

### Puzzle Time

- The monkey is sitting on the tree.
- The girl is standing near the tree.
- The cat is near the bench.
- Three birds are sitting inside the nest.
- The boy is standing far from the girl.
- The water fountain is between the girl and boy.
- The bicycle is before the water fountain.

I	N	A	B	U	N	D	E	R
N	E	O	F	T	S	J	D	E
S	E	C	<u>F</u>	<u>A</u>	<u>R</u>	L	M	N
I	W	D	F	B	A	T	<u>O</u>	P
D	T	E	H	O	E	R	<u>N</u>	O
E	E	I	J	V	<u>N</u>	O	P	S
G	B	K	<u>B</u>	<u>E</u>	<u>F</u>	<u>O</u>	<u>R</u>	<u>E</u>

## Practice work pg no- 51

### Fun with Maths

#### Creative Corner

Draw the following as instructed.

- A toy on the chair
- A ball under the chair
- A bat near the chair
- A clock above the chair

**Skills Covered:** Creativity, Problem-solving



*Delhi Public School,  
Gandhinagar*

*Class-I  
Mathematics Sample book work  
Session -2024-25*

*Month- April & May*

*Delhi Public School, Gandhinagar*  
*Maths Sample book work*  
*Session 2024-25*



# Topic : Revision

## Concepts :-

- || Identification of digits
- || Counting from 1-10
- || Writing of 1-10
- || Concept of Tens and Ones



### ➤ Numbers 1 to 10

T	O
	1
	2
	3
	4
	5
	6
	7
	8
	9
1	0



### ➤ Write Number Names.

T	O	
	1	One
	2	Two
	3	Three
	4	Four
	5	Five
	6	Six
	7	Seven
	8	Eight
	9	Nine
1	0	Ten



# Topic : L-1 Numbers up to 20

## Concepts :-

- || Count numbers from 1-20
- || Comparison of numbers
- || Ordering numbers
- || Backward counting









## Text Book Exercise: -

❖ Exercise on text book page no. 4




A Count each type of flowers given in the picture, and write their numbers and number names.

A.	Number	Number Name	Number	Number Name	
(a)	 9	Nine	(d)	 2	Two
(b)	 6	Six	(e)	 4	Four
(c)	 5	Five	(f)	 7	Seven


❖ Exercise on text book page no. 5

**B** Tick (✓) the boxes with the correct answers.


(a) Basket with zero mangoes



(b) Nest with zero eggs



(c) Tree with zero apples



❖ Exercise on text book page no. 8

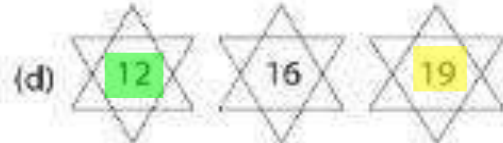
**C** Read the numbers aloud and match them with their number names by using a line.

Numbers	Number Names	Numbers	Number Names
17	eleven	12	sixteen
13	thirteen	20	twelve
11	seventeen	16	twenty



❖ Exercise on text book page no. 9

**D** Colour the shape with the biggest number yellow and the shape with the smallest number green.



[Hint: The number closest to 0 is the smallest. The number farthest from 0 is the biggest.]

**E** Tick (✓) the number(s) to make the statements true.

(a)  $19/16$  ✓ is smaller than 18.

(b) 15 is bigger than  $8/18$  ✓.

(c)  $13/11$  is smaller than 12.

(d)  $20/12$  is bigger than 18.

❖ Exercise on text book page no. 11

**F** Count and write the number of objects in the box. Tick (✓) the group that has more objects.



**G** Count and write the number of objects in the box. Also, circle the groups with equal number of objects.



**H** Compare the numbers and put the correct symbol  $>$ ,  $<$  or  $=$  in the boxes.

(a)  $10$    $9$

(b)  $5$    $8$

(c)  $12$    $12$

(d)  $7$    $11$

(e)  $19$    $13$

(f)  $18$    $20$

**Exercise on text book page no. 12**

**I** Write the numbers that come before, after or between the given numbers.

(a)	<input type="text"/>	9	(b)	6	<input type="text"/>	(c)	14	<input type="text"/>	16
(d)	11	<input type="text"/>	(e)	<input type="text"/>	17	(f)	18	<input type="text"/>	20

**❖ Exercise on text book page no. 13**

**J** Arrange the given numbers in increasing and decreasing orders.

(a) 18, 6, 15, 10, 13    \_\_\_\_\_    \_\_\_\_\_

(b) 12, 9, 14, 7, 17    \_\_\_\_\_    \_\_\_\_\_

**K** Write the order in which the following numbers have been arranged.

(a) 2 6 7 11    \_\_\_\_\_    (b) 18 12 10 9    \_\_\_\_\_

(c) 9 12 16 20    \_\_\_\_\_    (d) 8 7 6 5    \_\_\_\_\_

**❖ Exercise on text book page no. 14**

**L** Fill in the missing numbers by counting backward.

(a)  19 —  18 —  —  —  —  —

(b)  13 —  —  —  —  —  —  8



## Note book work

➤ Write Number Names. (11-20)

T	O	
1	1	Eleven
1	2	Twelve
1	3	Thirteen
1	4	Fourteen
1	5	Fifteen
1	6	Sixteen
1	7	Seventeen
1	8	Eighteen
1	9	Nineteen
2	0	Twenty



➤ Numbers 11-20 (Tens and Ones)

T	O				
1	1	1	Ten	1	One
1	2	1	Ten	2	Ones
1	3	1	Ten	3	Ones
1	4	1	Ten	4	Ones
1	5	1	Ten	5	Ones
1	6	1	Ten	6	Ones
1	7	1	Ten	7	Ones
1	8	1	Ten	8	Ones

1	9	1	Ten	9	Ones
2	0	2	Tens	0	Ones

**A. Write the number names for the following.**

T	O	
	6	Six
	9	Nine
1	4	Fourteen
2	0	Twenty

**B. Write the numbers for the given number names.**

	T	O
Thirteen	1	3
Nineteen	1	9
Eleven	1	1
Fifteen	1	5

C. Write before number.

4	5
9	10
12	13
18	19

D. Write after number

6	7
10	11
14	15
19	20

E. Write between number.

4	5	6
9	10	11
13	14	15
18	19	20

F. Arrange the numbers from smallest to biggest.

a.

18	10	12
----	----	----

Ans

10	12	18
----	----	----

b.

11	7	2
----	---	---

Ans.

2	7	11
---	---	----



**G. Arrange the numbers from biggest to smallest.**

a.

9	7	14
---	---	----

Ans

14	9	7
----	---	---

b.

15	18	6
----	----	---

Ans

18	15	6
----	----	---

**CBE (Written)**

Q1. Which number has 7 at ones and 1 at its tens place?

A1. 17 (Seventeen)

**CBE (Oral)**

Q1. Ask the age of your cousins. Is your age greater than less than or equal to their age?

A1. Open Ended Answers

**CBE (Observation)**


Q1. How many planets are there in Solar System?


A1. 8(Eight)


**Practice Work pg.no-17**

**Quick Check**

1. Count and tick (✓) the correct numbers.

(a)   5  7  4  3

(b)   8  6  5  7

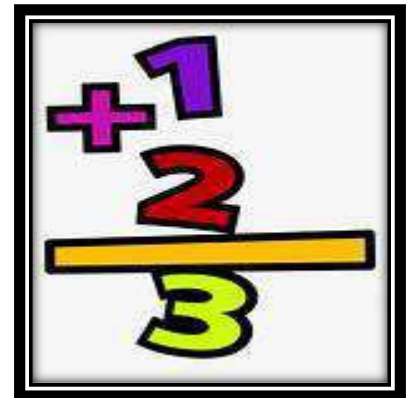
(c)   7  9  6  10



## Topic : L-2 Addition upto 9

### Concepts :-

- || Add two numbers by counting on
- || Add two numbers using number line
- || Add numbers vertically
- || Learn addition facts



### Text Book Exercise: -

❖ Exercise on text book page no. 19




**A** Count and write how many objects are there.




(a)  +  = 




2 cones of ice cream plus 4 cones of ice cream equals  cones of ice cream.

❖ Exercise on text book page no. 20



**B** Check the addition. Then, put a tick (✓) for the correct answer or a cross (✗) for the wrong answer in the boxes.



(a)  +  = 

(b)  +  = 

(c)  +  = 


**C** Count the pictures and then add the groups.


(a)  +  =


(b)  +  =

❖ Exercise on text book page no. 21

**D** Add the given numbers on the number lines. Write the answers in the boxes.

(a)  $5 + 2 =$   

(b)  $4 + 4 =$   

(c)  $5 + 4 =$   

❖ Exercise on text book page no. 22

**E** Add the given numbers. Write the answer in the space provided.

(a)  $5 + 1 = 1 + 5 =$

(b)  $4 + 5 =$    $= 5 + 4$

❖ Exercise on text book page no. 23

**F** Colour the triangles and write the addition facts for 6. A few have been coloured.


$6 + 0 = \square$   
 $5 + 1 = 6$   
 $4 + 2 = 6$   
 $\square + \square = \square$   
 $\square + \square = \square$   
 $\square + \square = \square$   
 $\square + \square = \square$   
 There are  $\square + \square = \square$  addition facts for 6.


**G** Colour the boxes and write the addition facts for 7. A few have been coloured.


$7 + 0 = \square$   
 $\square + \square = \square$   
 $\square + \square = \square$   
 $4 + \square = 7$   
 $3 + \square = 7$   
 $\square + \square = \square$   
 $\square + \square = \square$   
 $\square + \square = \square$   
 There are  $\square + \square = \square$  addition facts for 7.

❖ Exercise on text book page no. 24

**H** Add the numbers.




(a)  $\begin{array}{r} 4 \\ + 2 \\ \hline \end{array}$  




(b)  $\begin{array}{r} 6 \\ + 1 \\ \hline \end{array}$  




(c)  $\begin{array}{r} 3 \\ + 6 \\ \hline \end{array}$  

❖ Exercise on text book page no. 25

**I** Count the objects and add.

(a)  +  +  =  $\square + \square + \square = \square$

(b)  +  +  =  $\square + \square + \square = \square$

(c)  +  +  =  $\square + \square + \square = \square$

❖ Exercise on text book page no. 26

**K** Solve the following word problems.

(a) Shreya has 3 flowers. Ria gave her 5 more flowers. How many flowers does Shreya have in all?  
Shreya has  flowers in all.

(b) There are 4 apples. Tina brings 2 more apples. How many apples are there in all?  
There are  apples in all.

(c) Vyom has 6 cricket balls and 3 footballs. How many balls does he have in all?  
Vyom has  balls in all.

**Note book work**

**A. Count and add.**

a.		$2 + 2 = 4$
b.		$3 + 4 = 7$
c.		$1 + 2 = 3$

**B. Add the following. (Vertical Addition)**

	T	O
		8
+		1
		9


	T	O
		3
+		5
		8

	T	O
		3
+		3
		6

	T	O
		1
+		4
		5

	T	O
		0
+		7
		7

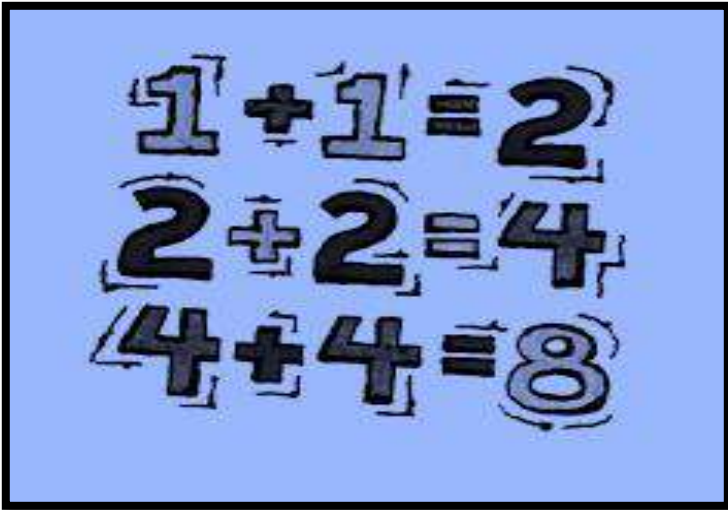
	T	O
		2
+		2
		4



**C. Add the following. (Horizontal Addition)**



$2 + 1 = 3$
$5 + 1 = 6$
$8 + 0 = 8$
$1 + 0 + 3 = 4$
$2 + 2 + 3 = 7$
$1 + 1 + 1 = 3$







**D. Add the following. (Vertical Addition)**

	T	O
		2
		1
+		4
		7

	T	O
		1
		5
+		2
		8

**E. Order property in addition. (Activity)**


 + 
 
  
 $2 + 1 = 3$


 + 
 



**CBE (Written)**

Q1. How much is 3 added to 0?

A1.  $3 + 0 = 3$

**CBE (Oral)**

Q1. What will be the addition facts of 5.

A1.  $5 + 0 = 5$

$4 + 1 = 5$

$3 + 2 = 5$

$2 + 3 = 5$

$1 + 4 = 5$

$0 + 5 = 5$

**CBE (Observation)**

Q1. Find the sum of numbers of fans and tube light in your class.

A1. Fans = 4




Tube light = 4




Total = 8

**Practice Work pg.no-30**

**Quick Check**

1. Count and write how many figures/children are there.

(a)  +  =   
4 stars plus 2 stars equals  stars.       $4 + 2 = \text{$

(b)  +  =   
5 children plus 2 children equals  children.       $5 + 2 = \text{$

2. Add the given numbers by drawing the number line in your notebook.

(a)  $1 + 6$     (b)  $7 + 2$     (c)  $1 + 3 + 5$     (d)  $1 + 4 + 2$     (e)  $2 + 4 + 0$

3. Add the given numbers.

(a)  $\begin{array}{r} 1 \\ + 3 \\ \hline \end{array}$     (b)  $\begin{array}{r} 2 \\ + 0 \\ \hline \end{array}$     (c)  $\begin{array}{r} 6 \\ + 0 \\ \hline \end{array}$     (d)  $\begin{array}{r} 4 \\ + 2 \\ \hline \end{array}$

$\begin{array}{r} \phantom{0} \\ + 2 \\ \hline \end{array}$      $\begin{array}{r} \phantom{0} \\ + 2 \\ \hline \end{array}$

4. Solve the following word problems.

(a) Anu has no balloons. Vaani gave her 2 balloons. How many balloons does Anu have now?

(b) Tina has 2 red beads and 3 blue beads. How many beads does she have in all?

(c) On a branch of tree 4 birds are sitting. If 5 more birds joined them, how many birds are there on the branch now?