



Delhi Public School, Gandhinagar

Academic session (2024-25)

Class II

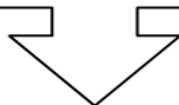
Sample Notebook

Subject:

Mathematics

Month:

December



LESSON – 12 - Time

NOTEBOOK WORK

Ex: 1 – Fill in the blanks:

1. The face of the clock is called dial.
2. The long hand in a clock is the minute hand.
3. The short hand in a clock is an hour hand.
4. 1 minute = 60 seconds.
5. 1 hour = 60 minutes.

Ex: 2 –Draw clocks and write time in two ways:



5:00

5 O'clock



2:00

2 O'clock



7:00

7 O'clock



3:30

Half past 3



6:30

Half past 6



1:30

Half past 1

Ex: 3 – Write Days of the Week:

Days of the week

Sunday

Monday

Tuesday

Wednesday

Thursday

Friday

Saturday

Ex: 4 – Write Months of the Year:

MONTHS	DAYS
January	31
February	28 or 29
March	31
April	30
May	31
June	30
July	31
August	31
September	30
October	31
November	30
December	31
Total	365 days
Leap Year	366 days

Ex: 5 – Observe the calendar and answer the following questions:

December 2024						
Sun	Mon	Tue	Wed	Thur	Fri	Sat
1	2	3	4	5	6	7
8	9	10	11	12	13	14
15	16	17	18	19	20	21
22	23	24	25	26	27	28
29	30	31				

1. How many days are there in this month?

Ans. 31 days

2. How many Sundays are there in this month?

Ans. 5 Sundays

3. Which festival is celebrated on 25th December?

Ans. Christmas

4. Which day falls on 27th December?

Ans. Friday

CBE (Written):


State True or False:

1. The present day is called today. True
2. A year has 12 months. True
3. The day just before today is tomorrow. False

CBE (Observation):

Unscramble the name of the months.

- a. CEBTOOR - October
- b. UJEN - June
- c. IPLRA - April



CBE (Oral)

- ❖ What is the difference between AM and PM?

Ans. The difference between AM and PM is that AM is used to indicate the time before noon, while PM is used to indicate the time after noon.

ANSWER KEY

TEXT BOOK PAGE 143

Exercise 12.1

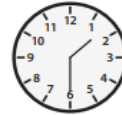
1.



Half past 1

6:30

4:30



10:30

Half past 3

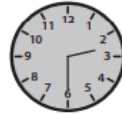
Half past 8



11:30

9:30

Half past 2




2.



They made sandcastles on the beach at 2:30 .



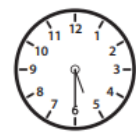
They played in the water at 4:00 .



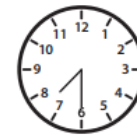
Ria found sea shells at 3:30.



Her friend Sam ate ice cream at 9:30 .



Her friend Ranbeer did surfing at 5:30.



They all played volleyball at the beach at 7:30 .

MATHS CONNECT PAGE 144 (Oral)

TEXT BOOK PAGE 145

Exercise 12.2



Brushing your teeth

SHORT



Taking bath

LONG



Eating your lunch

LONG



Eating an apple

SHORT



Wearing clothes

SHORT



Washing clothes

LONG



Making your bed

LONG



Getting out of bed

SHORT

TEXT BOOK PAGE 146 & 147

Exercise 12.3

1. Sunday, Tuesday
2. Friday
3. Saturday
4. Tuesday and Thursday
5. Thursday
6. Friday
7. Thursday
8. Tuesday
9. Wednesday
10. Monday

TEXT BOOK PAGE 148

Exercise 12.4

- | | | |
|---|--|---|
| 1. Today is Sunday.
Yesterday it was
<u>Saturday</u>
Tomorrow it is
<u>Monday</u> | Tomorrow is Wednesday.
Today it is
<u>Tuesday</u>
Yesterday it was
<u>Monday</u> | Today is Monday.
Yesterday it was
<u>Sunday</u>
Tomorrow it is
<u>Tuesday</u> |
| 2. Saturday, Tuesday | | |

TEXT BOOK PAGE 150

Exercise 12.5

- January, March, May, July, August, October, and December
 - April, June, September and November
 - February
- True
 - False
 - False
 - True
 - True

TEXT BOOK PAGE 151

Fun Time



AUGUST						
SUN	MON	TUE	WED	THU	FRI	SAT
31	1	2	3	4	5	6
32	7	8	9	10	11	12
33	14	15	16	17	18	19
34	21	22	23	24	25	26
35	28	29	30	31		



TEXT BOOK PAGE 153

Chapter Review

Multiple Choice Questions

1. c
2. c
3. c
4. c
5. d



Delhi Public School, Gandhinagar
Academic Session (2024-25)

Class II

Sample Notebook

Subject:

Mathematics

Month:

January

LESSON – 13 - Money

Ex: 1 – Write the Total Amount of Money:

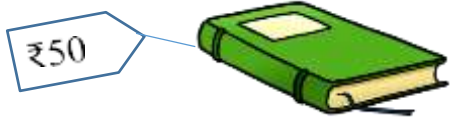

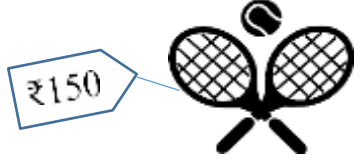

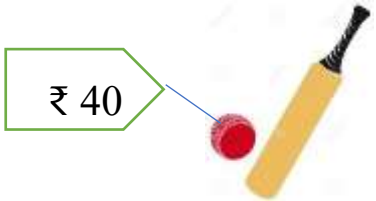

1.  = ₹ 22

2.  = ₹ 70

3.  = ₹ 111

4.  = ₹ 51

Ex: 2 – Draw the number of notes or coins required to buy these things:

1. 	
2. 	+ 
3. 	+ 

Ex: 3 – Write the given amount in figure:

1. 24 rupees and 40 paise = ₹ 24.40

2. 36 rupees and 25 paise = ₹ 36.25

3. 49 rupees and 50 paise = ₹ 49.50

4. 10 rupees and 75 paise = ₹ 10.75

Ex: 4 – Solve the following:

	₹	
	4	3
+	1	4
	5	7

	₹	
	7	9
-	1	5
	6	4

	₹		p	
	2	3	4	0
+	5	3	0	0
	7	6	4	0

	₹		p	
	8	4	9	0
-	2	4	0	0
	6	0	9	0

H.W.

	₹	
	6	4
+	2	1
	8	5

	₹		p	
	5	7	8	0
-	4	0	4	0
	1	7	4	0

Ex: 5 – Story Sums:

1. Jack bought a book for ₹ 65.50 and a pen for ₹ 20.00. How much money did he spend in all?

Solution:

Cost of the book = ₹ 65.50

Cost of the pen = ₹ 20.00

Total money spent =

	₹		p	
	6	5	5	0
+	2	0	0	0
	8	5	5	0

Ans. Jack spent ₹ 85.50 in all.

2. I had ₹45. I spent ₹ 15. How much money is left with me?

Solution:

Amount I had = ₹ 45

Amount I spent = ₹ 15

Amount left with me =

	₹	
	4	5
-	1	5
	3	0

Ans. I have ₹ 30 left with me.

CBE (Oral)





Guess the answer:

- Jiyan has a note of ₹ 200. The colour of his note is orange.
- If he buys crayons for ₹ 100 then he will be left with ₹ 100
- His dad gives him ₹ 25 more, then how much does he have now? ₹ 125

ANSWER KEY

TEXTBOOK PAGE (157)

Warm-up

JAN	FEB	MAR	APR
			
₹10	₹50	₹11	₹15

He saved ₹86.

TEXTBOOK PAGES (158,159,160 &161)

Exercise 13.1

Exercise 13.2

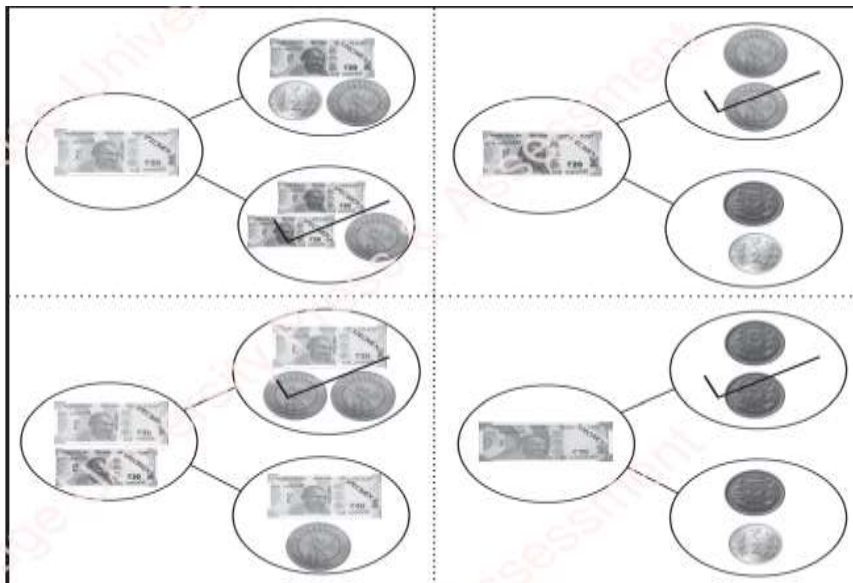


Exercise 13.3

1. Pair of items are:



2.



TEXTBOOK PAGE 162

2. a. ₹89 b. ₹147 c. ₹165 d. ₹12
e. ₹95

TEXTBOOK PAGE 163

Exercise 13.5

1.



₹ 60



₹ 140

₹	60
₹	140
₹	200



₹ 72



₹ 86

₹	72
₹	86
+	
₹	158



₹ 35



₹ 60

₹	35
₹	60
+	
₹	95



₹	70
₹	95
+	
₹	165

TEXTBOOK PAGE 166

Maths Connect

1. Earth, Sun and Uranus
2. No

TEXTBOOK PAGE 167

Chapter Review

Multiple Choice Questions





1. a
2. c
3. b
4. b
5. b

LESSON – 14 – Data Handling

NOTEBOOK WORK

Ex: 1 – Look at the table and answer the following questions:

1. Sara kept a record of the birds she saw each day for a week.

Type of bird	Number of birds
Peacock	
Crow	
Pigeon	
Parrot	

1. How many crows did Sara see?

Ans. 4 crows

2. Which birds are same in number?

Ans. Peacock and Parrot

3. How many pigeons are more than peacocks?

Ans. 3 pigeons. (6-3)

Ex: 2 – Draw the number of boxes as per the given number of students:

Subject	Number of students
1. English	4
2. Maths	3
3. Hindi	5
4. EVS	2

Subject	Number of students
1.English	■ ■ ■ ■
2. Maths	■ ■ ■
3. Hindi	■ ■ ■ ■ ■
4. EVS	■ ■

CBE (Written):

TEXTBOOK PAGE 171

Exercise 14.2

1. Hippopotamus, Lion, Tiger, Elephant and Monkey.
2. 21
3. $6 - 4 = 2$
4. Hippopotamus, Tiger and Monkey

CBE (Observation):

TEXTBOOK PAGE 173 EXERCISE 14.3

2.

Grades	Number of books read	Grade	Books read (1 block = 5 books)						
Grade 1	5	Grade 1	■						
Grade 2	10	Grade 2	■	■					
Grade 3	15	Grade 3	■	■	■				
Grade 4	20	Grade 4	■	■	■	■			
Grade 5	25	Grade 5	■	■	■	■	■		

a. Grade 5 b. Grade 1 c. 15 books d. 5 books

CBE (Oral):

- Count the number of boys and girls in your class.

ANSWER KEY

TEXT BOOK PAGE 168

Warm-up

■	■	■	■	■	■						
■	■	■	■	■	■						
■	■										
■	■	■	■								

- red and green
- purple
- for students

TEXT BOOK PAGE 169

Exercise 14.1

1. a. 5

b. 6

c. 6


TEXT BOOK PAGE 170 (ORAL)

TEXT BOOK PAGE 173, 175 & 176

Exercise 14.3

1.

Food items	Students
Rice	15
Rolls	10
Salad	5
Sandwich	20



HOTS

- Monday = 10 glasses, Tuesday = 8 glasses, Total = $10 + 8 = 18$ glasses
- Wednesday, 12 glasses
- Thursday
- 20 glasses

Chapter Review

Multiple Choice Questions

1. c

2. a

3. b

4. a

5. b



Delhi Public School, Gandhinagar

Academic session (2024-25)

Class II

Sample Notebook

Subject:

Mathematics

Month:

November

LESSON – 7: DIVISION

NOTEBOOK WORK:



Ex: 1 – Fill in the blanks:

- 1) Division means sharing equally.
- 2) Division is repeated subtraction.
- 3) The number that we divide is called the dividend
- 4) The number that divides the dividend is called Divisor
- 5) The result of division is called Quotient.

Ex: 2– Divide the following using repeated subtraction:

C.W

<p>1) $8 \div 2$ <u>Ans.</u> $8 - 2 = 6$ $6 - 2 = 4$ $4 - 2 = 2$ $2 - 2 = 0$ <u>So, $8 \div 2 = 4$</u></p>	<p>2) $50 \div 10$ <u>Ans.</u> $50 - 10 = 40$ $40 - 10 = 30$ $30 - 10 = 20$ $20 - 10 = 10$ $10 - 10 = 0$ <u>So, $50 \div 10 = 5$</u></p>
<p>3) $16 \div 8$ <u>Ans.</u> $16 - 8 = 8$ $8 - 8 = 0$ <u>So, $16 \div 8 = 2$</u></p>	<p>4) $20 \div 5$ <u>Ans.</u> $20 - 5 = 15$ $15 - 5 = 10$ $10 - 5 = 5$ $5 - 5 = 0$ <u>So, $20 \div 5 = 4$</u></p>

PRACTICE WORK

1. $24 \div 6$

2. $12 \div 3$

Ex: 3– Divide the following:

$$1. \begin{array}{r} 6 \\ 4 \overline{)24} \\ - 24 \\ \hline 00 \end{array}$$

$$2. \begin{array}{r} 9 \\ 5 \overline{)45} \\ - 45 \\ \hline 00 \end{array}$$

$$3. \begin{array}{r} 4 \\ 3 \overline{)12} \\ - 12 \\ \hline 00 \end{array}$$

$$4. \begin{array}{r} 8 \\ 10 \overline{)80} \\ - 80 \\ \hline 00 \end{array}$$

PRACTICE WORK

$$5. \begin{array}{r} 3 \\ 6 \overline{)18} \\ - 18 \\ \hline 00 \end{array}$$

$$6. \begin{array}{r} 7 \\ 7 \overline{)49} \\ - 49 \\ \hline 00 \end{array}$$

Ex: 4 – Story Sums:

1. There are 20 strawberries in 5 boxes . How many strawberries are there in each box?

Solution:

$$\text{Number of strawberries} = 20$$

$$\text{Number of boxes} = 5$$

$$\text{Each box will have} = 20 \div 5 = 4$$

$$\begin{array}{r} 4 \\ 5 \overline{)20} \\ \underline{20} \\ 00 \end{array}$$

Ans. Each box will have 4 strawberries.

2. There are 36 apples to be equally shared among 6 girls. How many apples will each girl get?

Solution:

$$\text{Number of apples} = 36$$

$$\text{Number of girls} = 6$$

$$\text{Each girl will get} = 36 \div 6 = 6$$

$$\begin{array}{r} 6 \\ 6 \overline{)36} \\ \underline{36} \\ 00 \end{array}$$

Ans. Each girl will get 6 apples.

CBE (WRITTEN)

1. A shopkeeper shared 14 oranges among 2 customers. Each customer will get

7 oranges.

2. If $24 \div 6 = 4$, then $4 \times 6 =$ _____

CBE (Observation):

- 1) Identify dividend, divisor and quotient from the following division sentence $15 \div 3 = 5$

Ans. Dividend = 15, Divisor = 3 and Quotient = 5

- 2) 45 children are sitting in 5 cars. How many children are sitting in each car?

Ans. $45 \div 5 = 9$ children in each car.

CBE (Oral):

1. Sohani saw a herd of elephants while going home. She saw a total of 20 eyes of elephants.

- a) How many elephants did she see?

Ans. $20 \text{ elephants} \div 2 \text{ eyes} = 10 \text{ elephants}$.

- b) How many legs did she see?

Ans. $20 \text{ elephants} \div 4 \text{ legs} = 5 \text{ elephants}$.

ANSWER KEY

TEXT BOOK PAGE 85

Warm-up

Grandfather

Grandmother

Father

Mother

Brother

Sara

TEXT BOOK PAGE 86 & 87

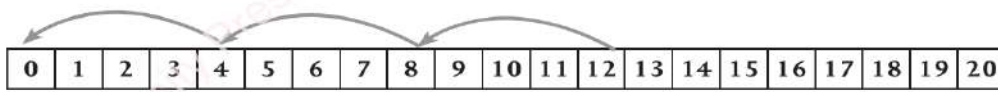
Exercise 7.1

- Each one gets 5 apples. So, $15 \div 3 = 5$
- Each one gets 4 strawberries. So, $16 \div 4 = 4$
- Each one gets 7 pears. So, $14 \div 2 = 7$
- Each one gets 3 cherries. So, $15 \div 5 = 3$

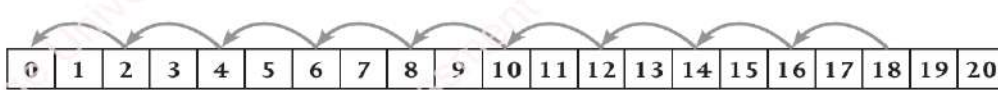
TEXT BOOK PAGE 89

Exercise 7.3

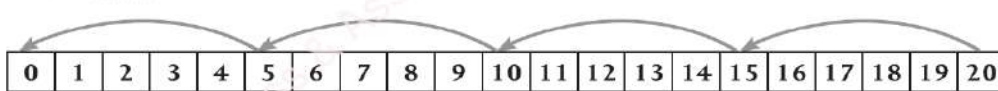
1. $12 \div 4 = \dots 3 \dots$



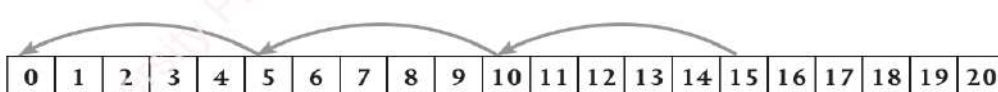
2. $18 \div 2 = \dots 9 \dots$



3. $20 \div 5 = \dots 4 \dots$



4. $15 \div 5 = \dots 3 \dots$



TEXT BOOK PAGE 90

Exercise 7.4

18
 $\times \div$
 2 9

35
 $\times \div$
 5 7

21
 $\times \div$
 3 7

45
 $\times \div$
 5 9

2	\times	9	=	18
18	\div	2	=	9

5	\times	7	=	35
35	\div	5	=	7

3	\times	7	=	21
21	\div	3	=	7

5	\times	9	=	45
45	\div	5	=	9

TEXT BOOK PAGE 92 & 93

2. a. 9 b. 8 c. 2 d. 8
 e. 10 f. 9

Fun Time

1. $8 \div 1 = 8$ 2. $0 \div 20 = 20$ 3. $56 \div 56 = 1$ 4. $42 \div 1 = 1$ 5. $30 \div 30 = 30$

TEXT BOOK PAGE 96

Chapter Review

Multiple Choice Questions

1. a 2. d 3. d 4. a 5. b

EXERCISE 7.2 , EXERCISE 7.4 (Q. 1) & EXERCISE 7.5 (Q.1) IN THE NOTE BOOK



Table of 8

C.W. / P.W



8	X	1	=		8
8	X	2	=	1	6
8	X	3	=	2	4
8	X	4	=	3	2
8	X	5	=	4	0
8	X	6	=	4	8
8	X	7	=	5	6
8	X	8	=	6	4
8	X	9	=	7	2
8	X	10	=	8	0

Table of 9

C.W. / P.W


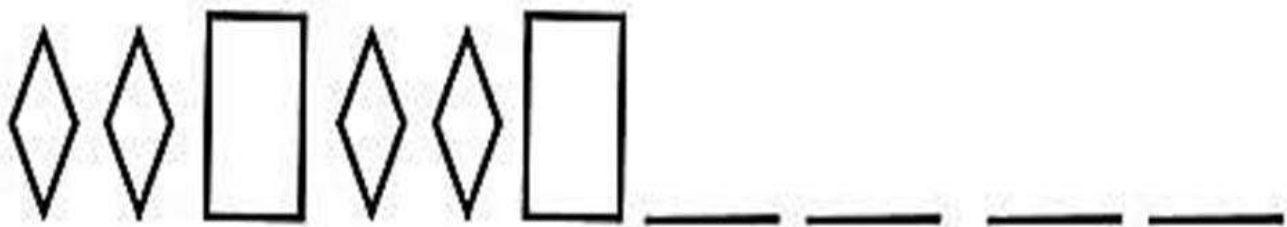



9	X	1	=		9
9	X	2	=	1	8
9	X	3	=	2	7
9	X	4	=	3	6
9	X	5	=	4	5
9	X	6	=	5	4
9	X	7	=	6	3
9	X	8	=	7	2
9	X	9	=	8	1
9	X	10	=	9	0









LESSON – 11 - Patterns

NOTEBOOK WORK

Ex: 1 – Complete the patterns



Ex: 2 – Complete the Number pattern

5	10	15	20	25				 
63	60	57	54	51				 
16	20	24	28	32				 
24	26	28	30	32				 

ANSWERS

1. 30 35 40 2. 48 45 42 3. 36 40 44 4. 34 36 38

CBE (Written)

Tick the correct column

Patterns	Increasing Pattern	Decreasing Pattern
1) 4, 8, 12, 16	✓	-
2) 26, 23, 20, 17	-	✓
3) 108, 110, 112, 114	✓	-

CBE (Observation)

Write any four names of animals who have patterns on their body.

- Zebra
- Giraffe
- Tiger
- Cheetah

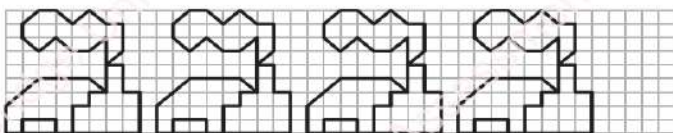
CBE (Oral)

Have you ever wondered why it rains? The formation of rain is a repeated pattern in nature. This means that the process keeps on repeating itself.

ANSWER KEY

TEXT BOOK PAGE 133

Warm-up



TEXT BOOK PAGE 140

Chapter Review

Multiple Choice Questions

1. c
2. b
3. c
4. c
5. d



Delhi Public School, Gandhinagar

Academic Session (2024-25)

Class II

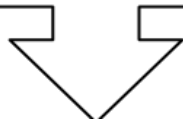
Sample Notebook

Subject:

Mathematics

Month:

September and October



LESSON – 8: MEASUREMENT




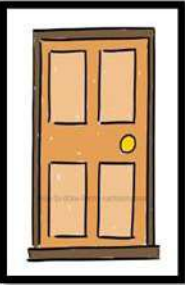

MEASUREMENT OF LENGTH:

NOTEBOOK WORK:

Ex-1 Measure the length of the following objects using scale:

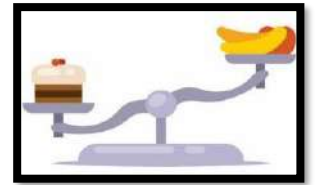
- Paper – 28 cm
- Your pencil - 16cm
- Your compass box - 22cm
- Your eraser - 7cm

Ex-2 Draw and write the correct unit for the following objects:

1)		<u>cm</u>	4)		<u>cm</u>
2)		<u>cm</u>			
3)		<u>m</u>	5)		<u>m</u>

MEASUREMENT OF WEIGHT:

Ex. 3 Tick the heavier weight



a	1 Orange - 100 g		10 Oranges - 2 kg	√
b	15 Potatoes - 2 kg	√	2 Potatoes - 100 g	
c	3 Bitter gourd - 40 g		8 Bitter gourd – 1 kg	√
d	2 Watermelons - 2 kgs	√	1 Watermelon – 1 kg	
e	1 Packet of Flour - 200 g		3 Packet of Flour -3 kg	√

MEASUREMENT OF CAPACITY:

Ex-4 Tick the correct unit to measure:



	Objects	Millilitre	Litre
a.	Tea in a glass	√	
	Diesel in a bus		√
c.	Water in a tank		√
d.	Coffee in a cup	√	
e.	Syrup in a bottle	√	

Ex-5 Fill in the blanks:

- 1) 1 meter = 100 centimeter / 1 m = 100cm
- 2) 1 kilogram = 1000 gram / 1kg =1000g
- 3) 1litre= 1000 millilitre / 1 litre= 1000ml
- 4) Litre is used to measure large quantity of liquid.
- 5) Metre is the standard unit of length.

Ex-6 Write the unit you will use to measure the following

	Objects	Unit
a.	a bottle of water	litre(l)
b.	length of a school bus	metre(m)
c.	weight of a chair	kilogram (kg)
d.	length of a pen	centimetre (cm)
e.	water in an aquarium	litre(l)
f.	one spoon of syrup	millilitre(ml)
g.	length of an aeroplane	metre(m)

CBE (Written):

True or False:

1. Kilogram will be used to measure the weight of sack of rice. True
2. Gram will be used to measure the weight of a lion. False
3. Litre will be used to measure the length of a shirt. False
4. 1 kg is equals to 1000 g. True

CBE (Observation):

1. What will you use to measure a spoonful of sugar? Ans. ml
2. Which is more, 1 litre or 1 millilitre? Ans. 1 litre
3. Which is heavier, a mouse or an elephant? Ans. An elephant



CBE (Oral)

Who am I ?

1. I am not too heavy. In taste, I am sweet and delicious. I weigh around 500 grams. Mango
2. I am very light . I weigh less than 1 gram . Feather
3. I am very light. I weigh around 1 gram and I am your hair's best friend. Hairpin

ANSWER KEY

TEXT B BOOK PAGE 97

Warm-up


Which of the following flag strings is longer?



Which of the following is bigger?



Which of the following is heavier?



Which of the following contains less water?



TEXT B BOOK PAGE 99

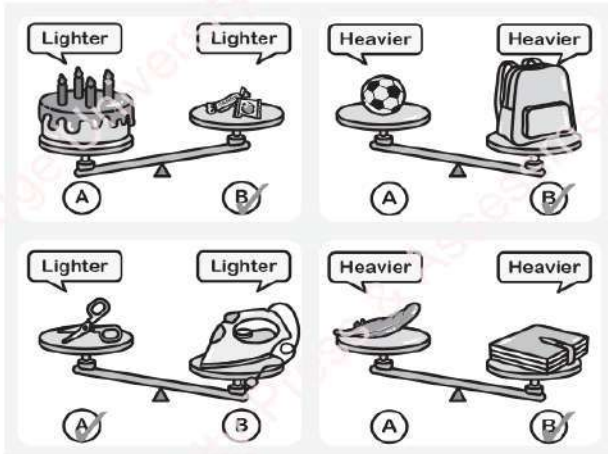
Exercise 8.1

1. Height of a frame - Hand span
Length of a board - Cubit
Height of a cupboard - Cubit
Length of a duster - Finger
Distance between one wall to the other - Pace
Length of a desk - Foot span
2. saree - m; mountain - km; eraser - cm; lamp - cm; bus - m; park - m

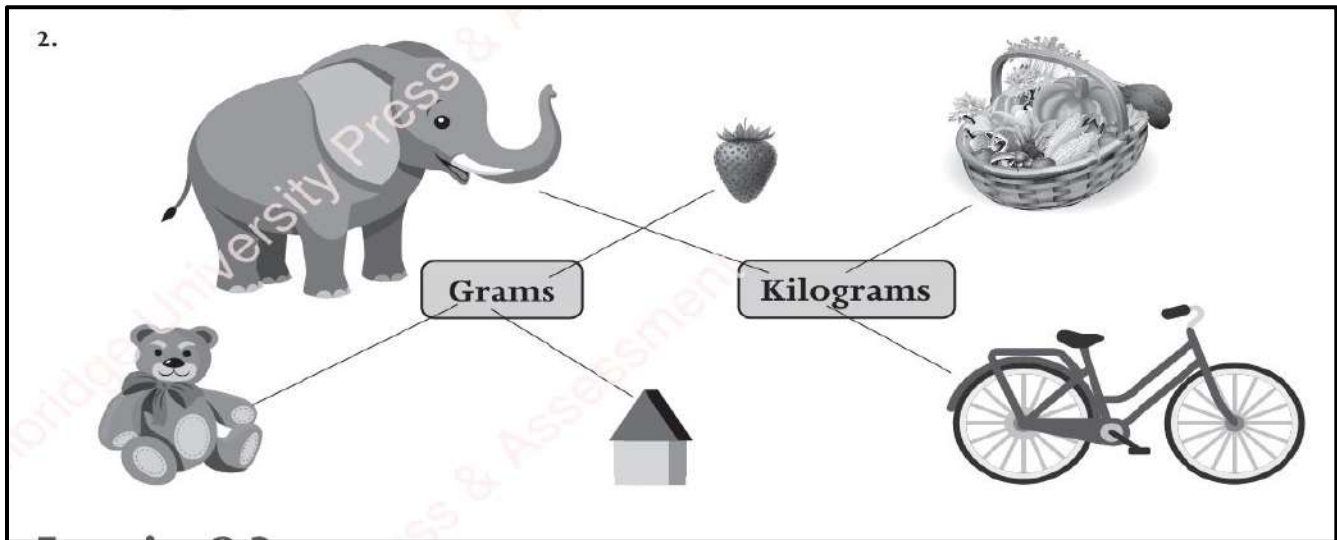
TEXT BOOK PAGE 101

Exercise 8.2

1.



2.



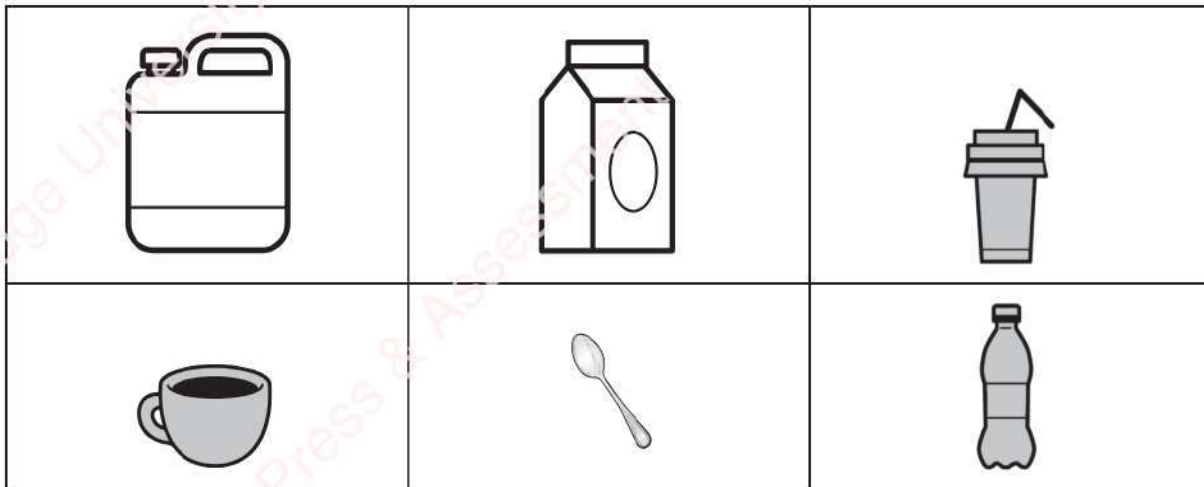
TEXT BOOK PAGE 102,103&107

Exercise 8.3

1.



2.



Chapter Review

Multiple Choice Questions

1. d 2. b 3. a
4. c 5. d

Table of 6

6	X	1	=		6
6	X	2	=	1	2
6	X	3	=	1	8
6	X	4	=	2	4
6	X	5	=	3	0
6	X	6	=	3	6
6	X	7	=	4	2
6	X	8	=	4	8
6	X	9	=	5	4
6	X	10	=	6	0

Table of 7

7	X	1	=		7
7	X	2	=	1	4
7	X	3	=	2	1
7	X	4	=	2	8
7	X	5	=	3	5
7	X	6	=	4	2
7	X	7	=	4	9
7	X	8	=	5	6
7	X	9	=	6	3
7	X	10	=	7	0

LESSON – 10 - GEOMETRY

NOTEBOOK WORK

Ex: 1 – Define

- 1) Plane shapes: They are those shapes that can be drawn on surface of a paper.
- 2) Solid shapes: Shapes which have face, edge and vertex are called Solid shapes.

Ex: 2 – Write properties of Plane Shapes (2 – D Shapes)

Plane shapes

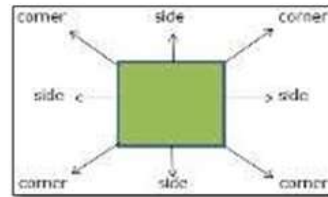
A. Square

This is a square.

It has 4 sides.

It has 4 corners.

All sides are equal.



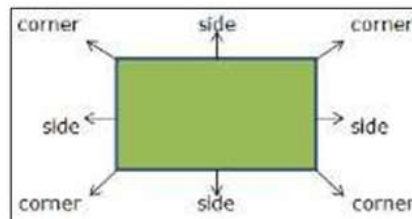
B. Rectangle

This is a rectangle.

It has 4 sides.

It has 4 corners.

Opposite sides are equal.

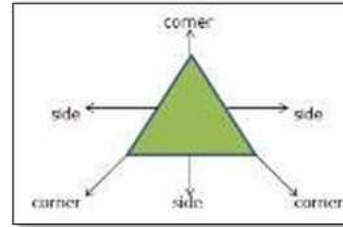


C. Triangle

This is a triangle.

It has 3 sides.

It has 3 corners.



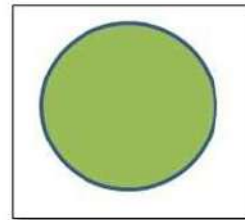
D. Circle

This is a circle.

It has no sides.

It has no corners.

It is closed curve.



Ex: 3 – Write properties of Solid Shapes (3 – D Shapes)

Solid Shapes

A.Cube

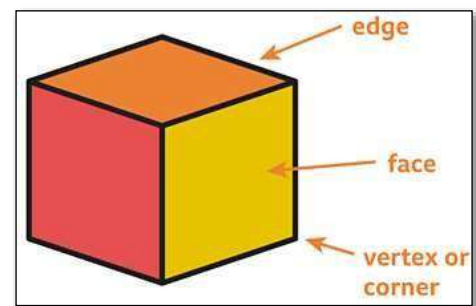
This is a cube.

It has 6 faces.

It has 8 corners/vertices.

It has 12 edges.

Examples- dice , ice cube



B. Cuboid

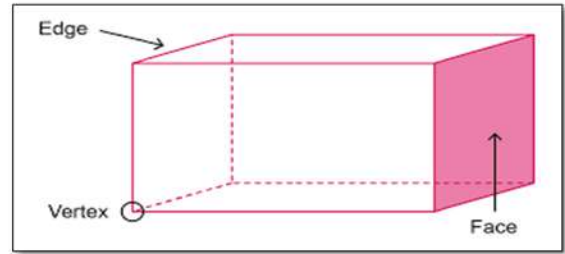
This is a cuboid.

It has 6 faces.

It has 8 corners / vertices.

It has 12 edges.

Examples- book, door



C. Cone

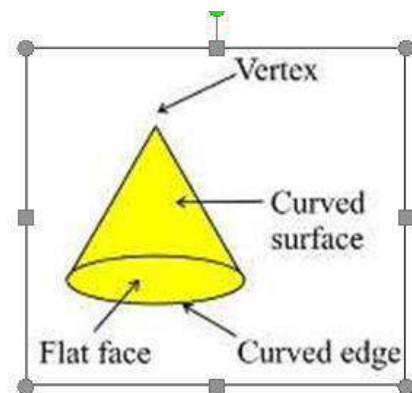
This is a cone.

It has 2 faces.

It has 1 corner / vertex.

It has 1 curved edge.

Examples- birthday cap, ice cream cone



D. Cylinder

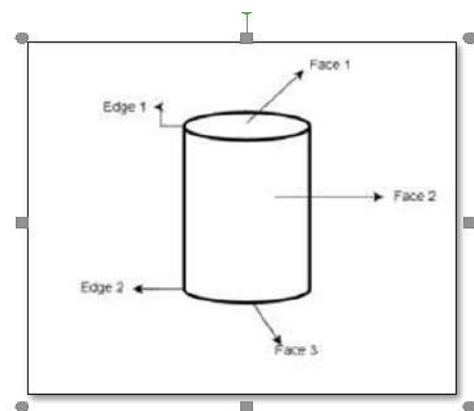
This is a cylinder.

It has 3 faces.

It has no corner / vertex.

It has 2 curved edges.

Examples- candle, tubelight



E. Sphere

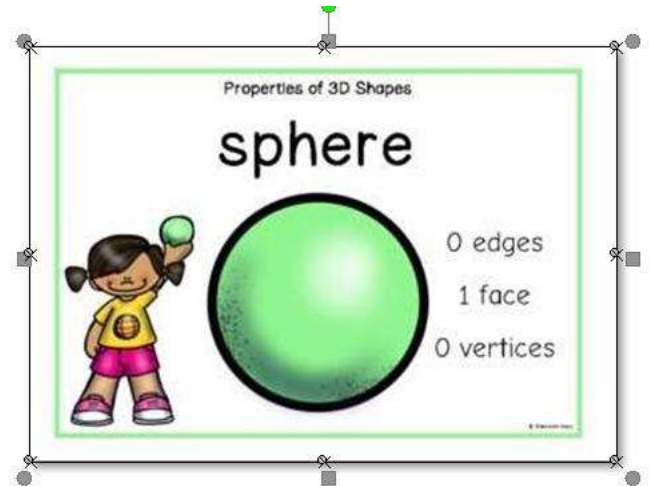
This is a sphere.

It has only 1 curved face.

It has no flat shape.

It has no edges or corner/ vertex.

Examples-foot ball, basket ball








Ex: 4 – Fill in the blanks

1. Opposite sides of a rectangle are equal.
2. A cone has 2 faces.
3. An eraser is an example of a cuboid.
4. Unscramble the word UQSRAE- SQUARE
5. All sides of a square are equal

CBE (WRITTEN)

Look at the objects and name them.

Objects	Name of the objects	Name of the shape
	Football	Sphere
	Ice-cube	Cube
	Candle	Cylinder
	Ice-cream cone	Cone
	Book	Cuboid

CBE OBSERVATION

If the wheels of the car were square in shape, would it move? Think of more such objects whose uses are dependent on their shapes.

- Ans.** 1. Study table
2. Ball

CBE (Oral)

1. When you draw 3 rows of 4 boxes each, which shape will you get?

Ans. Cuboid

2. How many sides are there in a triangle and rectangle altogether?

Ans. Triangle – 3 sides

Rectangle – 4 sides

Total sides = 7 sides

ANSWER KEY

TEXT BOOK PAGE 121

Warm-up

TEXTBOOK PAGE 123 & 124

Exercise 10.1

1. CURVED LINES	STRAIGHT LINES	
Tree	Star	
Cloud	Road	
2. Number of lines	Shape	Types of lines
3	Triangle	horizontal and slanting lines
4	Square	horizontal and vertical lines
4	Rectangle	horizontal and vertical lines
10	Star	slanting lines
6	Hexagon	horizontal and slanting lines

TEXTBOOK PAGE 127 & 128

Exercise 10.2

- | | | | |
|----------|----------|---------|----------|
| a. true | b. false | c. true | d. false |
| e. false | | | |
- | | | | |
|----------------------------------|------|-------|-------------|
| a. 6 | b. 0 | c. 12 | d. cylinder |
| e. 1 corner, 2 faces, 1 vertices | | | |
- | | | | |
|-----------|---|-----------|---|
| a. Square |  | b. Sphere |  |
|-----------|---|-----------|---|

TEXT BOOK PAGE 132

Chapter Review

Multiple Choice Questions

1. d 2. d 3. b
4. c 5. c

EXERCISE 10.3 PAGE 129 (PRACTICE WORK)



Delhi Public School, Gandhinagar

Academic Session (2024-25)

Class II

Sample Notebook

Subject:

Mathematics

Month

August

CHAPTER -5 ADDITION AND SUBTRACTION OF 3- DIGIT NUMBERS

Notebook Work

Ex- 1 Add the following. [Without Regrouping]

	H	T	O
	3	4	0
+	2	3	1
	5	7	1

	H	T	O
	3	4	9
+	2	2	0
	5	6	9

P.W

	H	T	O
	4	2	8
+	4	2	0
	8	4	8

	H	T	O
	5	3	9
+	4	3	0
	9	6	9

Ex 2: Add the following. [With Regrouping]

	H	T	O
		1	
	7	2	5
+		5	8
	7	8	3

	H	T	O
		1	
	8	3	4
+		3	8
	8	7	2

Practice work

	H	T	O
	1	1	
	3	7	8
+	2	4	8
	6	2	6

	H	T	O
		1	
	6	6	5
+	3	1	5
	9	8	0

Ex 3: Story sums

1. There are 201 pens in box A and 125 pens in box B. How many pens are there in all?

Solution:

Number of pens in box A =

Number of pens in box B =

Total number of pens =

	H	T	O
	2	0	1
+	1	2	5
	3	2	6

Ans : There are 326 pens in all.

2. Riya and Diya collected coins for their school project. Riya collected 453 coins. Diya collected 447 coins. How many coins did they collect altogether?

Solution:

Number of coins Riya collected =

Number of coins Diya collected =

Total number of coins collected =

	H	T	O
	1	1	
	4	5	3
+	4	4	7
	9	0	0

Ans. They collected 900 coins altogether.

Subtracting 3 – digit numbers [Without Regrouping]

Ex- 4 Subtract the following.

	H	T	O
	9	5	4
-	6	3	2
	3	2	2

	H	T	O
	5	7	8
-	3	7	6
	2	0	2

Practice Work

	H	T	O
	7	8	2
-	1	5	2
	6	3	0

	H	T	O
	5	9	7
-	0	4	3
	5	5	4

Ex 5. Subtracting 3 – digit numbers [With Regrouping]

	H	T	O
		3	14
	6	4	4
-	5	2	5
	1	1	9

	H	T	O
		5	15
	4	6	5
-	2	5	7
	2	0	8

PRACTICE WORK

	H	T	O
	5	17	
	6	7	0
-	4	8	0
	1	9	0

	H	T	O
	8	13	
	9	3	9
-	3	6	8
	5	7	1

Ex 6 Story Sums.

1. In a school, there are 759 students. Out of which, 357 are girls. Find how many boys are there in the school?

Solution:

Total number of students =

Number of girls =

Number of boys =

	H	T	O
	7	5	9
-	3	5	7
	4	0	2

Ans: There are 402 boys in the school.

Ex-7 Solve the following.

	H	T	O
	1	1	
	3	6	4
+	2	4	7
	6	1	1

	H	T	O
	3	17	13
	4	8	3
-	3	9	6
	0	8	7

Practice work

	H	T	O
	1	1	
	6	4	5
+	2	6	7
	9	1	2

	H	T	O
		8	10
	5	9	0
-	3	5	7
	2	3	3

C.B.E based questions: (Written)

1. 10 more than 752 is 762.
2. 100 more than 810 is 910.
3. 10 less than 496 is 486.
4. 100 less than 635 is 535.

C.B.E (Observation)

1. $999 + \underline{1} = 1000$
2. $1000 - \underline{1} = 999$
3. Which is the smallest 4 digit number?

Ans. 1000



TEXT BOOK PAGES 63,65 & 68

Exercise 5.4

1. a. 648 b. 789 c. 99 d. 20
 e. 158 f. 49

Exercise 5.5

1.

	H	T	O
	6	5	4
-	4	8	6
	1	6	8

	H	T	O
	1	6	8
+	4	8	6
	6	5	4

2.

	H	T	O
	9	2	6
-	6	5	8
	2	6	8

	H	T	O
	2	6	8
+	6	5	8
	9	2	6

3.

	H	T	O
	3	6	3
-	2	7	5
		8	8

	H	T	O
		8	8
+	2	7	5
	3	6	3

4.

	H	T	O
	2	1	7
-	1	6	8
		4	9

	H	T	O
		4	9
+	1	6	8
	2	1	7

Chapter Review

Multiple Choice Questions

1. b 2. c 3. c
 4. b 5. d

CHAPTER-6 MULTIPLICATION



NOTE BOOK EXERCISE

Ex:1 Complete the repeated addition.

1. $5 \times 5 = \underline{5 + 5 + 5 + 5 + 5} = 25$

2. $4 \times 2 = \underline{2 + 2 + 2 + 2} = 8$

3. $3 \times 7 = \underline{7 + 7 + 7} = 21$

4. $6 \times 4 = \underline{4 + 4 + 4 + 4 + 4 + 4} = 24$

Ex:2 Fill in the blanks.

1. The answer in multiplication is called the product.

2. The repeated addition is called Multiplication.

3. 4 times 3 = 4 x 3 = 12.

4. When we add the same number again and again, it is called repeated addition.

5. If any number is multiplied by 0, the answer is always 0.



Ex:3 Multiply the following.

	O
	2
X	3
	6

	T	O
	1	0
X		5
	5	0

	T	O
	1	4
X		2
	2	8

	T	O
	1	2
X		4
	4	8

Ex.4 STORY SUMS

1. A cycle has 2 tyres. How many tyres will 5 bicycles have?

Solution:

1 bicycle = 2 tyres
5 bicycles = 5×2
= 10 tyres

(By repeated addition:

$2+2+2+2+2=10$)

By multiplication: $5 \times 2 = 10$

Ans: 5 bicycles will have 10 tyres.

2. There are 4 people in one car.
How many people are there in 3 such cars?

Solution:

1 car = 4 people
3 cars = 3×4
= 12

(By repeated addition: $4+4+4=12$)

By multiplication: $3 \times 4 = 12$

Ans: There are 12 people in 3 cars.

	T	O
		2
X		5
	1	0

	T	O
		4
X		3
	1	2

P.W

3. There are 4 wheels in a bus. How many wheels are there in 6 buses?

Solution:

1 bus = 4 wheels
6 buses = 6×4
= 24 wheels

(By repeated
addition: $4+4+4+4+4+4 = 24$)

By multiplication: $6 \times 4 = 24$)

Ans: **There are 24 wheels in 6 buses.**

	T	O
		6
X		4
	2	4

EX.5 CBE (WRITTEN)

1. Manav has 6 balls. Sanjay has triple of balls that Manav has. How many balls does Sanjay have?

Ans: $3 \times 6 = 18$ balls.

2. In $8 \times \underline{\quad ? \quad} = 24$, the number that should come in place of question mark is **3**.

CBE (ORAL)

State whether the statement is True or False.

a. 6 groups of 3 means 18 = **True**

b. $7+7+7 = 21$ is equal to $7 \times 2 = 21$ = **False**

c. 3 times 5 means 15 = **True**

EX.6 CBE (OBSERVATION)


1. If 6 students are sitting in one row, then how many students will be sitting in 5 rows altogether?

$$\begin{aligned} 1 \text{ row} &= 6 \\ 5 \text{ rows} &= 5 \times 6 \\ &= 30 \text{ students.} \end{aligned}$$

ANSWER KEY

TEXTBOOK PAGE 69


Warm-up



Tray 1 Tray 2 Tray 3

Repeated addition statement: $4 + 4 + 4$

Grouping: 3 groups of 4 trays....



Tray 1 Tray 2 Tray 3 Tray 4











Repeated addition statement: $2 + 2 + 2 + 2$

Grouping: 4 groups of 2 trays....

TEXTBOOK PAGE 70

Exercise 5.1

1.

Multiplication statement	Repeated addition	Groups	Array	Product
2×6	$6 + 6$			12
2×3	$3 + 3$			6
4×5	$5 + 5 + 5 + 5$			20
3×4	$4 + 4 + 4$			12
5×2	$2 + 2 + 2 + 2 + 2$			10

2. 3 groups of 2 bunnies each = $2 + 2 + 2 = 3 \times 2 = 6$ bunnies
3. 2 groups of 4 leaves each = $4 + 4 = 2 \times 4 = 8$ leaves
4. 4 groups of 4 tortoises each = $4 + 4 + 4 + 4 = 4 \times 4 = 16$ tortoises

TEXTBOOK PAGE 71

Maths Connect

$3 + 3 + 3 = \dots 3 \dots \times \dots 3 \dots = \dots 9 \dots$ (Yellow)

$5 + 5 + 5 + 5 = \dots 4 \dots \times \dots 5 \dots = \dots 20 \dots$ (Green)

$2 + 2 + 2 + 2 + 2 = \dots 5 \dots \times \dots 2 \dots = \dots 10 \dots$ (Purple)

$6 + 6 = \dots 2 \dots \times \dots 6 \dots = \dots 12 \dots$ (Red)

YELLOW for CHENNAI GREEN for MUMBAI

PURPLE for RAJASTHAN RED for DELHI

Colour	City	Famous food
YELLOW	CHENNAI	Rice, Idli Sambhar
GREEN	MUMBAI	Pav Bhaji
PURPLE	RAJASTHAN	Dal Bati Churma
RED	DELHI	Chola Bhatura

TEXTBOOK PAGES 75,77,78 &81

Exercise 6.2

1. a. 8 b. 50 c. 14 d. 25
 e. 30 f. 40 g. 100 h. 30

2.

3. b. $5 \times 5 = 25$
 f. $10 \times 10 = 100$

c. $3 \times 2 = 6$

d. $7 \times 10 = 70$

e. $8 \times 5 = 40$

Exercise 6.3

1. 6
2. 0
3. 0
4. 7
5. 0
6. 10

Exercise 6.4

- | | | | |
|----------|-------|-------|-------|
| 1. a. 50 | b. 18 | c. 12 | d. 80 |
| e. 20 | f. 15 | | |
| 2. a. 30 | b. 14 | c. 20 | d. 4 |
| e. 30 | f. 18 | | |

Maths Connect

<table border="1" style="border-collapse: collapse;"> <tr><td></td><td>6</td></tr> <tr><td>×</td><td>2</td></tr> <tr><td>1</td><td>2</td></tr> </table>		6	×	2	1	2	<table border="1" style="border-collapse: collapse;"> <tr><td></td><td>5</td></tr> <tr><td>×</td><td>6</td></tr> <tr><td>3</td><td>0</td></tr> </table>		5	×	6	3	0	<table border="1" style="border-collapse: collapse;"> <tr><td></td><td>8</td></tr> <tr><td>×</td><td>10</td></tr> <tr><td>8</td><td>0</td></tr> </table>		8	×	10	8	0	<table border="1" style="border-collapse: collapse;"> <tr><td></td><td>7</td></tr> <tr><td>×</td><td>2</td></tr> <tr><td>1</td><td>4</td></tr> </table>		7	×	2	1	4	<table border="1" style="border-collapse: collapse;"> <tr><td></td><td>9</td></tr> <tr><td>×</td><td>2</td></tr> <tr><td>1</td><td>8</td></tr> </table>		9	×	2	1	8	<table border="1" style="border-collapse: collapse;"> <tr><td></td><td>8</td></tr> <tr><td>×</td><td>2</td></tr> <tr><td>1</td><td>6</td></tr> </table>		8	×	2	1	6	<table border="1" style="border-collapse: collapse;"> <tr><td></td><td>4</td></tr> <tr><td>×</td><td>5</td></tr> <tr><td>2</td><td>0</td></tr> </table>		4	×	5	2	0
	6																																															
×	2																																															
1	2																																															
	5																																															
×	6																																															
3	0																																															
	8																																															
×	10																																															
8	0																																															
	7																																															
×	2																																															
1	4																																															
	9																																															
×	2																																															
1	8																																															
	8																																															
×	2																																															
1	6																																															
	4																																															
×	5																																															
2	0																																															
<table border="1" style="border-collapse: collapse;"> <tr><td></td><td>5</td></tr> <tr><td>×</td><td>2</td></tr> <tr><td>1</td><td>0</td></tr> </table>		5	×	2	1	0	<table border="1" style="border-collapse: collapse;"> <tr><td></td><td>3</td></tr> <tr><td>×</td><td>2</td></tr> <tr><td></td><td>6</td></tr> </table>		3	×	2		6	<table border="1" style="border-collapse: collapse;"> <tr><td></td><td>4</td></tr> <tr><td>×</td><td>10</td></tr> <tr><td>4</td><td>0</td></tr> </table>		4	×	10	4	0	<table border="1" style="border-collapse: collapse;"> <tr><td></td><td>5</td></tr> <tr><td>×</td><td>5</td></tr> <tr><td>2</td><td>5</td></tr> </table>		5	×	5	2	5	<table border="1" style="border-collapse: collapse;"> <tr><td></td><td>3</td></tr> <tr><td>×</td><td>5</td></tr> <tr><td>1</td><td>5</td></tr> </table>		3	×	5	1	5	<table border="1" style="border-collapse: collapse;"> <tr><td></td><td>9</td></tr> <tr><td>×</td><td>5</td></tr> <tr><td>4</td><td>5</td></tr> </table>		9	×	5	4	5	<table border="1" style="border-collapse: collapse;"> <tr><td></td><td>4</td></tr> <tr><td>×</td><td>2</td></tr> <tr><td></td><td>8</td></tr> </table>		4	×	2		8
	5																																															
×	2																																															
1	0																																															
	3																																															
×	2																																															
	6																																															
	4																																															
×	10																																															
4	0																																															
	5																																															
×	5																																															
2	5																																															
	3																																															
×	5																																															
1	5																																															
	9																																															
×	5																																															
4	5																																															
	4																																															
×	2																																															
	8																																															
P	O	L	A	R	B	E	A	R	T	I	G	E	R																																			
10	12	25	18	15	45	80	18	14	8	30	40	16	6																																			

CHAPTER REVIEW

TEXTBOOK PAGE 81

MULTIPLE CHOICE QUESTIONS

1. a 2. c 3. d 4. a 5. a

CHAPTER -9 MORE ABOUT MULTIPLICATION

NOTEBOOK WORK

EX: 1 Fill in the blanks

1. When we change the order of multiplication, the product remains the same.
2. When we multiply any number by “1”, we get the number itself.
- 3 Seven fours can be written as 7×4 .
4. . $9 \times 5 = 5 \times 9 = 45$

Ex:2 Multiply the following.(Without regrouping)

	T	O
	2	3
X		3
	6	9

	T	O
	6	4
X		0
	0	0

PRACTICE WORK

	T	O
	2	1
x		4
	8	4

	T	O
	1	1
x		5
	5	5

EX: 3 Multiply the following (With regrouping)

H	T	O
	1	
	9	5
x		2
1	9	0

H	T	O
	1	
	3	5
x		3
1	0	5

P.W.

	H	T	O
		1	
		8	6
X			3
	2	5	8

	H	T	O
		2	
		8	5
X			5
	4	2	5

Ex.4 STORY SUMS

1. A chair has 4 legs. How many legs do 7 chairs have?

Solution:

1 chair = 4 legs

7 chairs = 7×4

=28

(By repeated addition: $4 + 4 + 4 + 4 + 4 + 4 + 4 = 28$)

By multiplication: $7 \times 4 = 28$

Ans: 7 chairs have 28 legs.

	T	O
		7
X		4
	2	8

2. The cost of a book is ₹ 9. What is the cost of 3 books?

Solution

1 book = ₹ 9

3 books = 3×9

= ₹ 27

(By repeated addition: $9+9+9=27$)

By multiplication: $3 \times 9 = 27$

Ans: The cost of 3 books is ₹27.

	T	O
		9
X		3
	2	7

EX :5 CBE (Written)

1. There are 7 days in one week. How many days are there in 6 weeks?

ANS: **$6 \times 7 = 42$ days.**

2. $5 \times \underline{10} = 50$

3. $\underline{7} \times 7 = 49.$

4. $\underline{12} \times 10 = 120$

EX :6 CBE (OBSERVATION)

1. At Rahul's birthday party, his 12 friends got surprise gift bags for him. If each gift bag contains 10 toy cars, then how many toy cars did his friends get in all?

Ans: **$12 \times 10 = 120$**

His friends got 120 toy cars in all.

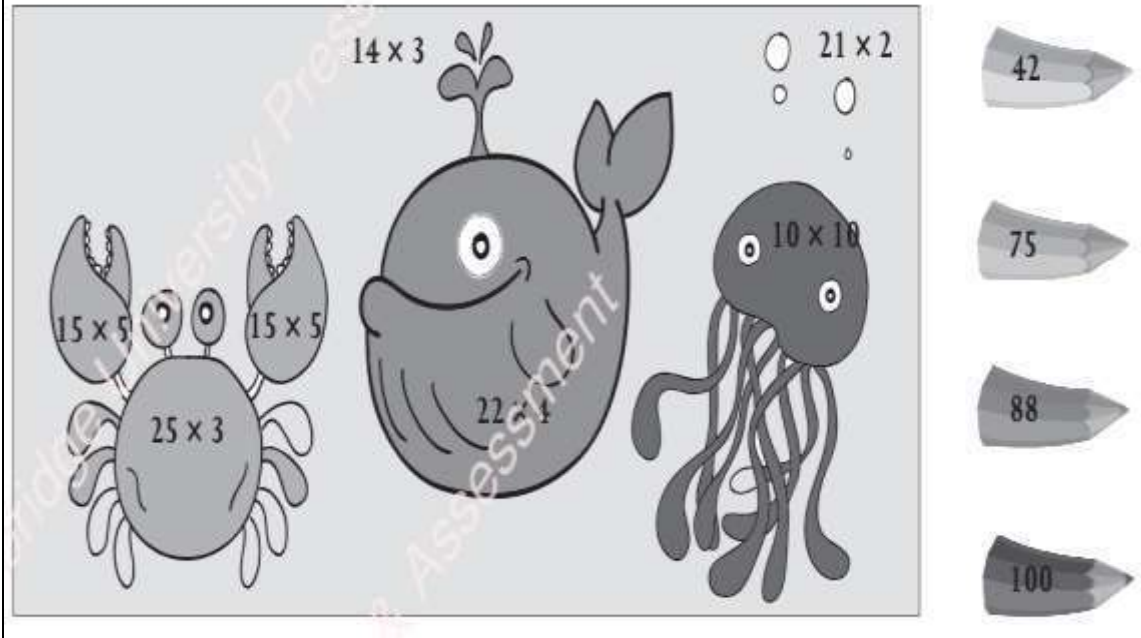
CBE (ORAL)

1. How much is 3 times 8? **$3 \times 8 = 24$**

2. If 6 times a number is 12, then what is the number? **$(6 \times ? = 12)$ Ans : The number is 2**

TEXT BOOK PAGE 115

Fun Time



TEXT BOOK PAGE 117

CHAPTER REVIEW

MULTIPLE CHOICE QUESTIONS

1. c

2. d

3. c

4. a

5. a



Delhi Public School, Gandhinagar

Academic Session (2024-25)

Class II

Sample Notebook

Subject:

Mathematics

Month:

July

CHAPTER - 3


Subtraction up to 99

TEXTBOOK PAGES: 30 and 31

Subtraction Without Regrouping

Subtracting a 1- digit Number from a 2-digit Number

TEXTBOOK PAGE: 32

 **Exercise 3.1**

1. Subtract the following.

a.

T	O
2	5
-	4
2	1

b.

T	O
3	9
-	5
3	4

c.

T	O
4	9
-	7
4	2

d.

T	O
9	6
-	4
9	2

32

Subtracting a 2- digit Number from a 2-digit Number

TEXTBOOK PAGE: 33

e.

T	O
5	4
-	2 1
3	3

f.

T	O
6	8
-	4 0
2	8

g.

T	O
7	2
-	4 1
3	1

h.

T	O
8	7
-	3 1
5	6

NOTEBOOK WORK

Ex: 1 – Fill in the blanks

1. The result of subtraction is known as difference.
2. The larger number in subtraction is called minuend.
3. The smaller number is called subtrahend.
4. When we subtract a number from itself, we get 0.
5. $43 - 0 = \underline{43}$.

Ex: 2 – Subtract the following (Without Regrouping)

	T	O
	4	4
-	3	4
	1	0

	T	O
	7	8
-	2	6
	5	2

Practice work:

	T	O
	8	7
-	2	1
	6	6

	T	O
	7	5
-	2	0
	5	5

TEXTBOOK PAGES: 33 and 34

Subtraction With Regrouping

Subtracting a 1-digit Number from a 2-digit Number

Exercise 3.2

1. Arrange the numbers in the correct columns and subtract.

a. $22 - 7$

T	O
2	2
-	7
1	5

b. $45 - 9$

T	O
4	5
-	9
3	6

c. $70 - 5$

T	O
7	0
-	5
6	5

d. $87 - 8$

T	O
8	7
-	8
7	9

e. $65 - 7$

T	O
6	5
-	7
5	8

f. $94 - 6$

T	O
9	4
-	6
8	8

NOTEBOOK WORK

Ex: 3 – Subtract the following
(With Regrouping)

	T	O
	4	15
-	5	5
	3	9
	1	6

	T	O
	7	14
-	8	4
	2	8
	5	6

Practice work:

	T	O
	8	13
	9	3
-	2	9
	6	4

	T	O
	5	12
	6	2
-	3	8
	2	4

Checking Subtraction

TEXTBOOK PAGES: 35 and 36

Exercise 3.3

1. Check the following subtractions. One has been done for you.

a.

T	O
7	5
-	1 0
6	5

T	O
1	0
+	6 5
7	5

b.

T	O
6	0
-	3 0
3	0

T	O
3	0
+	3 0
6	0

c.

T	O
5	4
-	2 0
3	4

T	O
2	0
+	3 4
5	4

d.

T	O
⁸ 9	¹⁰ 0
-	4 5
4	5

T	O
⁹ 4	¹⁰ 5
+	4 5
9	0

e.

T	O
8	8
-	4 4
4	4

T	O
4	4
+	4 4
8	8

f.

T	O
8	5
-	2 5
6	0

T	O
2	5
+	6 0
8	5

NOTEBOOK WORK

Ex: 4 – Subtract the following and verify.

	T	O		T	O
-	3	4	+	1	4
	1	4		2	0
	2	0		3	4

	T	O		T	O
-	7	5	+	2	5
	2	5		5	0
	5	0		7	5

Practice work:

	T	O		T	O
-	9	8	+	4	8
	4	8		5	0
	5	0		9	8

Comparison With Subtraction

TEXTBOOK PAGES: 37 and 38

2. Neena and Sheena baked some cupcakes. Let us see who sold more cupcakes.

Neena baked 8 cupcakes and 4 cupcakes were left unsold.

Sheena baked 9 cupcakes and 6 cupcakes were left unsold.



Neena sold $8 - 4 = 4$ cupcakes

Sheena sold $9 - 6 = 3$ cupcakes

Thus, Neena sold more cupcakes.

37

Exercise 3.4

1. State whether true or false.

- a. $35 - 20 = 15$ and $45 - 20 = 25$. The difference between them is the same. *False*
- b. $50 - 20 = 30$ and $30 - 10 = 20$. The difference between them is the same. *False*
- c. $76 - 46 = 30$ and $40 - 30 = 10$. The difference is not the same. *True*
- d. $80 - 40 = 40$ and $90 - 50 = 40$. The difference is not the same. *False*

2. Find whether Group A and Group B have the same difference or not.

A	B	Same/Different
$55 - 25 = 30$	$65 - 35 = 30$	Same
$60 - 20 = 40$	$80 - 40 = 40$	same
$42 - 22 = 20$	$62 - 32 = 30$	Different
$90 - 45 = 45$	$70 - 25 = 45$	same
$85 - 40 = 45$	$60 - 25 = 35$	Different

Properties of Subtraction

TEXTBOOK PAGES: 38 and 39

Exercise 3.5

Subtract the following using properties of subtraction. One has been done for you. INT

1. 42 - 42 = 0

3. 58 - 58 = 0

5. 22 - 0 = 22

2. 60 - 60 = 0

4. 15 - 0 = 15

6. 74 - 74 = 0

NOTEBOOK WORK

Ex.5: Story sums

1. There are 68 boys and 42 girls in a class. How many more boys are there than the girls?

Solution:	T	O
Number of boys	6	8
Number of girls	4	2
Difference	2	6
Ans: There are 26 boys more than girls .		

2. There are 97 birds on the trees. If 70 birds fly away, then how many birds are left on the tree?







Solution:	T	O
Total number of birds	9	7
Number of birds flew away	7	0
Number of birds left	2	7
Ans: There are 27 birds left on the tree.		

TEXTBOOK PAGES: 41, 42 and 43

Maths Connect

21st Century Skills Financial literacy

Kush and Karan are two friends. They have ₹90 each. They bought 3 items from different shops. Find out who spent more money.

Kush		Karan		Kush's Bill		Karan's Bill	
	₹18		₹12	1	8	1	2
	₹40		₹30	+ 4	0	+ 3	0
	₹5		₹2		5		2

Whose bill is more?

Kush

By how much?

₹19

TOTAL

₹63

₹44

Chapter Review

MULTIPLE CHOICE QUESTIONS

FLUENCY

1-2

3

4-6

- 43 - 2 equals to:
 a. 40 b. 41 c. 42 d. 43
- 62 - 10 equals to:
 a. 72 b. 62 c. 52 d. 42
- When thirty is subtracted from ninety-eight, we get: $98 - 30 =$
 a. 38 b. 48 c. 58 d. 68
- Rahul planted 12 plants and Riya planted 9 plants. How many more plants did Rahul plant than Riya? $12 - 9$
 a. 1 b. 2 c. 3 d. 4
- Mehak scored 56 points less than 94. Find her score. $94 - 56 =$
 a. 35 b. 36 c. 37 d. 38

NOTEBOOK WORK

Ex.6: CBE (Written)

1. Solve and insert $>$, $<$ or $=$ sign.

a. $45 + 23$ _____ $74 - 35$.

Ans: $68 > 39$

2. $\underline{15} - 5 = 10$.

Ex.7: CBE (Oral)

1. Find the difference between the greatest 2- digit number and smallest 2- digit number.

Ans: Greatest 2 – digit number = 99

Smallest 2 – digit number = 10

Difference = $99 - 10 = 89$

Ex.8: CBE (Observation)

1. The symbol used for subtraction is minus (-).

2. 20 less than 56 is 36.

CHAPTER - 4 (3- digit Numbers)

NOTEBOOK WORK

Ex 1. Write Number Names.

TH	H	T	O	
	5	9	6	Five hundred ninety six
	7	2	3	Seven hundred twenty three
1	0	0	0	One thousand

Ex-2 Write in figures.

Eight hundred two	802
Two hundred forty nine	249
One hundred eighty	180




Ex-3 Write the face value, place value of the underlined digit.

Number	Face value	Place	Place value
44 <u>6</u>	6	ones	6
<u>7</u> 53	7	Hundreds	700
3 <u>0</u> 1	0	tens	0

Ex-4 Write the expanded form.

- H T O**
- a) $430 = 4 \text{ hundreds} + 3 \text{ tens} + 0 \text{ ones} = 400 + 30 + 0$
- b) $162 = 1 \text{ hundred} + 6 \text{ tens} + 2 \text{ ones} = 100 + 60 + 2$
- c) $555 = 5 \text{ hundreds} + 5 \text{ tens} + 5 \text{ ones} = 500 + 50 + 5$



Ex-5 Write the standard form.

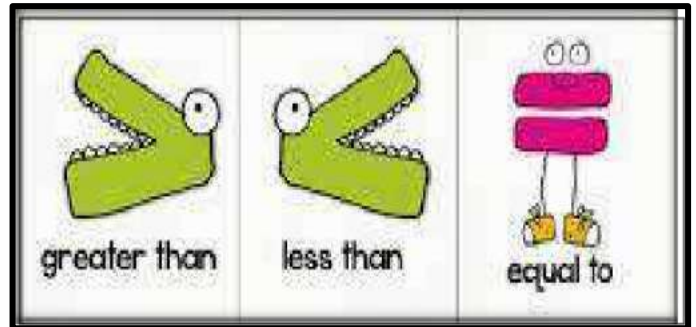
9 hundreds + 2 tens + 7 ones = 927

1 hundred + 8 ones = 108

4 hundreds + 5 tens + 6 ones = 456

Ex-6 Put the sign. (>), (<) and (=)

436	<	490
273	<	357
707	=	707
1000	=	1000



Ex-7 Arrange the numbers in Ascending or increasing order.

1. 536 433 789 582

Ans. 433 536 582 789

2. 280 188 150 262

Ans. 150 188 262 280

P.W

3. 723 554 381 298

Ans. 298 381 554 723

4. 840 836 799 898

Ans. 799 836 840 898

Ex-8 Arrange the numbers in Descending or decreasing order

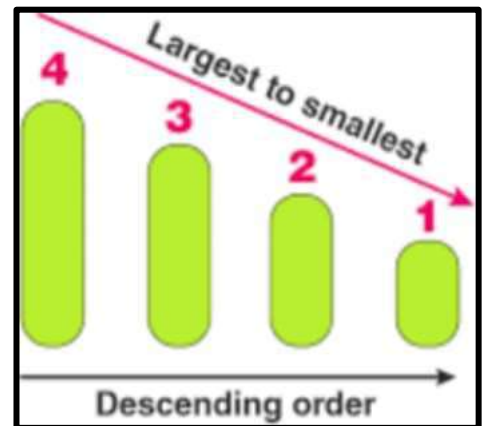
1. 215 430 706 613

Ans. 706 613 430 215

2. 580 396 648 963

963 648 580 396

Ans.



P.W

3. 887 995 750 468

Ans. 995 887 750 468

4. 215 112 807 512

Ans. 807 512 215 112

Ex. 9 CBE (Written)

Q1. Form the greatest 3- digit number using the given digits 4 ,7 and 3.

Ans. 743.

Ex.10 CBE (OBSERVATION)

Q. At which place, do the face value and the place value of a digit remain the same?

Ans. The face value and the place value of a digit remain the same at ones place.






Ex.11 CBE (ORAL)

Q.Tina has a height of 111cm, Riya is 146cm tall and Leena is 134 cm tall. Who will stand at the first place if the queue is formed in descending order?

Ans. Riya will be the first if the queue is formed in descending order.

TEXTBOOK PAGES :-47 to 57 (ANSWER KEY)

Warm-up

Items	Quantity (In numbers)	Quantity (In words)
Balloons 	50	Fifty
Muffins 	25	Twenty-five
Paper plates 	70	Seventy
Juice bottles 	30	Thirty
Candles 	12	Twelve

Exercise 4.1

- 111 - One hundred eleven
 203 - Two hundred three
 424 - Four hundred twenty-four
 606 - Six hundred six
- a. 733 b. 414 c. 244 d. 505
 e. 971 f. 517

Fun Time

I	N	IN	O	N	ON	W	E	WE
9	14	914	15	14	1514	23	5	235
A	S	AS	B	E	BE	U	S	US
1	19	119	2	5	25	21	19	2119

Exercise 4.2

1.	1	0	0
	1 hundreds	0 ten	0 ones
	Or	or	or
	100	0	0

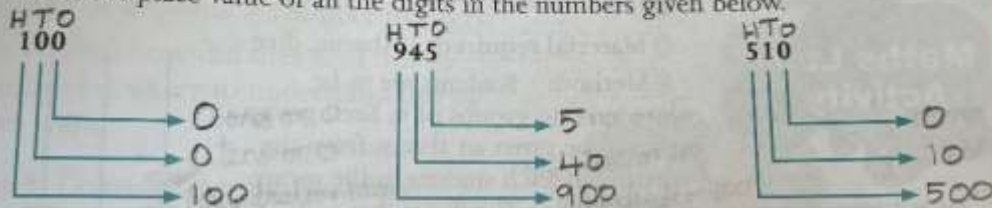
	9	4	5
	9 hundreds	4 tens	5 ones
	Or	or	or
	900	40	5

	5	1	0
	5 hundreds	1 tens	0 ones
	Or	or	or
	500	10	0



Exercise 4.2

1. Write the place value of all the digits in the numbers given below.



2. Write the place value and the face value of the underlined digit in the numbers given below.

	PV	FV		PV	FV		PV	FV
a. 2 <u>2</u> 8	20	2	b. <u>6</u> 15	600	6	c. 10 <u>2</u>	0	2
d. 9 <u>3</u> 4	30	3	e. 5 <u>0</u>	0	0	f. <u>3</u> 63	300	3

Exercise 4.3

- a. $500 + 70 + 4$ b. $200 + 9$ c. $800 + 50 + 1$ d. $100 + 10$
 e. $700 + 70 + 7$ f. $300 + 90 + 5$
- a. 153 b. 209 c. 646 d. 780
 e. 346 f. 999

Exercise 4.4

1. a. < b. > c. < d. <
e. = f. >
2. largest smallest
 - a. 214 32
 - b. 761 160
 - c. 354 133
 - d. 725 165
 - e. 190 89
 - f. 587 258
3. a. 256, 390, 599, 629 b. 31, 191, 481, 719 c. 135, 223, 353, 425
4. a. 665, 523, 332, 229 b. 967, 876, 787, 656 c. 312, 125, 100, 67



Chapter Review

Multiple Choice Questions

1. b 2. a 3. a 4. c 5. b

Subjective Questions

1. 986
2. 570
3. 10 tens + 5 ones = 100 + 5 = 105
4. 323
5. 561
6. 984

TABLES OF 3 AND 4

3	×		1	=		3
3	×		2	=		6
3	×		3	=		9
3	×		4	=	1	2
3	×		5	=	1	5
3	×		6	=	1	8
3	×		7	=	2	1
3	×		8	=	2	4
3	×		9	=	2	7
3	x	1	0	=	3	0

4	×		1	=		4
4	×		2	=		8
4	×		3	=	1	2
4	×		4	=	1	6
4	×		5	=	2	0
4	×		6	=	2	4
4	×		7	=	2	8
4	×		8	=	3	2
4	×		9	=	3	6
4	x	1	0	=	4	0

PRACTICE WORK:- Write the Tables of 3 and 4.



Delhi Public School, Gandhinagar

Academic Session (2024-25)

Class II

Sample Notebook

Subject:

Mathematics

Month:

June

CHAPTER - 2

Addition up to 99

TEXTBOOK PAGES: 14 and 15

Addition Without Regrouping

Adding a 2-digit Number With a 1- digit Number

TEXTBOOK PAGES: 16 and 17

Exercise 2.1

1. a. $14 + 2 = \dots 16 \dots$

0	1	2	3	4	5	6	7	8	9	10	11	12	13	14	15	16	17	18	19	20
---	---	---	---	---	---	---	---	---	---	----	----	----	----	----	----	----	----	----	----	----

b. $13 + 4 = \dots 17 \dots$

0	1	2	3	4	5	6	7	8	9	10	11	12	13	14	15	16	17	18	19	20
---	---	---	---	---	---	---	---	---	---	----	----	----	----	----	----	----	----	----	----	----

c. $12 + 6 = \dots 18 \dots$

0	1	2	3	4	5	6	7	8	9	10	11	12	13	14	15	16	17	18	19	20
---	---	---	---	---	---	---	---	---	---	----	----	----	----	----	----	----	----	----	----	----

d. $11 + 7 = \dots 18 \dots$

0	1	2	3	4	5	6	7	8	9	10	11	12	13	14	15	16	17	18	19	20
---	---	---	---	---	---	---	---	---	---	----	----	----	----	----	----	----	----	----	----	----

2. Add the following

a.

T	O
1	2
+	3
1	5

b.

T	O
4	4
+	3
4	7

c.

T	O
2	6
+	2
2	8

d.

T	O
6	2
+	7
6	9

e.

T	O
9	3
+	5
9	8

f.

T	O
8	1
+	8
8	9

NOTEBOOK WORK

Ex: 1 – Fill in the blanks

1. The result of addition is known as sum.
2. The numbers we add are called Addends.
3. When 0 is added to a number, the sum is the number itself.
4. $3 + 12 = \underline{12} + 3$.

Ex: 2 – Add the following (Without Regrouping)

	T	O
	1	2
+		7
	1	9

	T	O
	2	1
+		7
	2	8

Practice work:

	T	O
	8	0
+		9
	8	9

	T	O
	7	4
+		3
	7	7

Adding a 2-digit Number With a 2– digit Number

Exercise 2.2

1. Add the following.

a.

T	O
2	2
+	1
3	4
3	6

b.

T	O
2	4
+	2
4	3
4	7

c.

T	O
3	8
+	4
7	1
7	9

d.

T	O
6	7
+	3
9	2
9	9

e.

T	O
4	3
+	2
6	6
6	9

f.

T	O
8	1
+	1
9	7
9	8

NOTEBOOK WORK

**Ex: 3 – Add the following
(Without Regrouping)**

T	O
2	2
+	1
3	2
3	4

T	O
3	7
+	1
4	1
4	8

Practice work:

T	O
4	5
+	3
7	3
7	8

T	O
7	3
+	2
9	6
9	9

TEXTBOOK PAGES: 19 and 20

Addition With Regrouping

Adding a 2-digit Number With a 1– digit Number

Exercise 2.3

1. Add the following

a.

	T	O
	1	9
+		2
	2	1

b.

	T	O
	3	5
+		5
	4	0

c.

	T	O
	2	7
+		3
	3	0

d.

	T	O
	2	7
+		7
	3	4

e.

	T	O
	4	6
+		5
	5	1

f.

	T	O
	7	7
+		7
	8	4

NOTEBOOK WORK

**Ex: 4 – Add the following
(With Regrouping)**

	T	O
	1	
+	3	2
		8
	4	0

	T	O
	1	
+	5	6
		8
	6	4

Practice work:

	T	O
	1	
	7	4
+		7
	8	1

	T	O
	1	
	8	3
+		9
	9	2

Adding a 2-digit Number With a 2– digit Number

TEXTBOOK PAGES: 20 and 21

Exercise 2.4

1. Add.

a.

	T	O
	2	4
+	1	7
	4	1

b.

	T	O
	4	2
+	3	8
	8	0

c.

	T	O
	5	4
+	2	6
	8	0

d.

	T	O
	5	1
+	3	9
	9	0

e.

	T	O
	6	9
+	2	1
	9	0

f.

	T	O
	7	3
+	1	7
	9	0

NOTEBOOK WORK

**Ex: 5 – Add the following
(With Regrouping)**

	T	O
	1	
	2	2
+	3	8
	6	0

	T	O
	1	
	5	4
+	3	9
	9	3

Practice work:

	T	O
	1	
	7	2
+	1	9
	9	1

	T	O
	1	
	1	5
+	6	8
	8	3

Addition of Three Numbers (Without Regrouping)

TEXTBOOK PAGES: 21, 22 and 23

Exercise 2.5

1. Colour the boxes having the correct answer.

a. $\begin{array}{r} 5 \\ 2 \\ + 1 \\ \hline \end{array}$ b. $\begin{array}{r} 2 \\ 4 \\ + 3 \\ \hline \end{array}$ c. $\begin{array}{r} 6 \\ 1 \\ + 2 \\ \hline \end{array}$ d. $\begin{array}{r} 4 \\ 2 \\ + 2 \\ \hline \end{array}$ e. $\begin{array}{r} 7 \\ 1 \\ + 1 \\ \hline \end{array}$ f. $\begin{array}{r} 3 \\ 5 \\ + 1 \\ \hline \end{array}$

2. Add the following

a.

T	O
2	1
3	2
+ 2	+ 3
7	6

b.

T	O
4	6
3	2
+ 2	+ 1
9	9

c.

T	O
6	5
2	3
+ 1	+ 1
9	9

22

d.

T	O
2	5
3	2
+ 4	+ 2
9	9

e.

T	O
6	7
1	1
+ 1	+ 0
8	8

f.

T	O
4	4
3	3
+ 1	+ 2
8	9

Addition of Three Numbers (With Regrouping)

TEXTBOOK PAGES: 24, 25 and 26

Exercise 2.6

1. Arrange the numbers in the correct columns and add.

a. $7 + 6 + 4$

T	O
	7
	6
	4
1	7

b. $3 + 4 + 6$

T	O
	3
	4
	6
1	3

c. $8 + 4 + 6$

T	O
	8
	4
	6
1	8

d. $4 + 2 + 7$

T	O
	4
	2
	7
1	3

e. $8 + 9 + 0$

T	O
	8
	9
	0
1	7

f. $5 + 5 + 5$

T	O
	5
	5
	5
1	5

2. Solve.

a.

T	O
5	1
2	3
1	7
9	1

b.

T	O
4	5
1	2
2	4
8	1

c.

T	O
3	4
3	6
1	5
8	5

d.

T	O
2	7
3	2
3	6
9	5

e.

T	O
3	8
3	1
1	1
8	0

f.

T	O
2	5
1	6
4	5
8	6

NOTEBOOK WORK

Ex.6: Story sums

1. In a class, there are 12 boys and 15 girls. How many students are there in total?

Solution:

	T	O
Number of boys	1	2
Number of girls	1	5
Total students	2	7
Ans: There are <u>27</u> students in total.		

2. In a fish tank, there are 7 star fish, 8 jelly fish and 5 gold fish. How many fish are there in all?

Solution:	2	T	0
Number of star fish			7
Number of jelly fish	+		8
Number of gold fish			5
Total fish	2		0
Ans: There are <u>20</u> fish in all.			

TEXTBOOK PAGES: 27, 28 and 29

HOTS Life Skills Cognitive skills: Critical thinking

1. Look at the numbers written on the apples. Colour the apples that the farmer needs to get 30 apples in all.

2. Given $\text{cherry} = 3$, $\text{orange} = 6$, $\text{apple} = 8$ and $\text{banana} = 1$, find:

$3 + 8 + 1 = 12$ $3 + 1 + 6 = 10$

$8 - 1 + 3 = 10$ $6 + 3 - 8 = 1$

Chapter Review

MULTIPLE CHOICE QUESTIONS

1. The answer you get when you add numbers together is called the _____
 a. Addend b. Equal to c. Sum d. Plus

2. $14 + 12 = \underline{\quad} + 14$
 a. 11 b. 14 c. 15 d. 12

3. $17 + 14 = \underline{\quad}$
 a. 28 b. 32 c. 31 d. 35

4. Jain got 10 apples. Her brother got 9 more. How many apples they got in all?
 a. 15 b. 20 c. 19 d. 14

5. There were 16 pink gems, 10 red gems and 7 white gems in a box. How many gems were there in all?
 a. 35 b. 30 c. 32 d. 31

SUBJECTIVE QUESTIONS

1. Jerry has mixed the locks and their keys. Help him find the right key to unlock the locks by solving the sums and matching with the correct answer.

a. $22 + 7$ b. $1 + 2 + 2$ c. $54 + 20$ d. $6 + 7 + 9$ e. $23 + 17 + 22$

i. 62 ii. 20 iii. 62 iv. 10 v. 22

(c) (a) (e) (b) (d)

NOTEBOOK WORK

Ex.7: CBE (Written)

1. What is the sum of all the odd numbers from 1 to 5?

Ans: $1+3+5=9$.

2. 10 more than 25 is 35.

3. $47+0=47$.

Ex.8: CBE (Observation)

1. Compare the following (<, >, =).

a. $42 + 12 \geq 22 + 12$

b. $20 + 10 \leq 80 + 10$

2. Count and add the number of doors and windows in your house?
(P.W)

Scrap Book Activity:





Delhi Public School, Gandhinagar

Academic session (2024-25)

Class II

Sample Notebook

Subject:

Mathematics

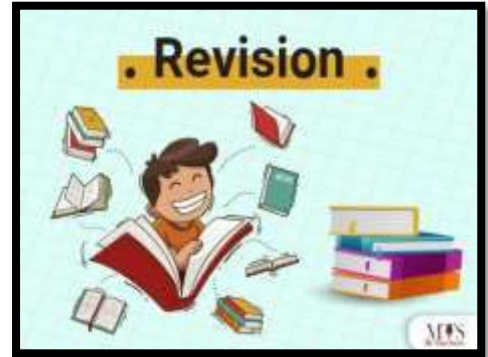
Month:

APRIL & MAY

NOTEBOOK WORK

Revision

Ex:1 - Write Numbers 1 to 100:-



➤ Numbers 1 to 50

T	O		T	O		T	O		T	O		T	O	
	1		1	1		2	1		3	1		4	1	
	2		1	2		2	2		3	2		4	2	
	3		1	3		2	3		3	3		4	3	
	4		1	4		2	4		3	4		4	4	
	5		1	5		2	5		3	5		4	5	
	6		1	6		2	6		3	6		4	6	
	7		1	7		2	7		3	7		4	7	
	8		1	8		2	8		3	8		4	8	
	9		1	9		2	9		3	9		4	9	
1	0		2	0		3	0		4	0		5	0	

➤ Numbers 51 to 100

T	O		T	O		T	O		T	O		H	T	O
5	1		6	1		7	1		8	1			9	1
5	2		6	2		7	2		8	2			9	2
5	3		6	3		7	3		8	3			9	3
5	4		6	4		7	4		8	4			9	4
5	5		6	5		7	5		8	5			9	5
5	6		6	6		7	6		8	6			9	6
5	7		6	7		7	7		8	7			9	7
5	8		6	8		7	8		8	8			9	8
5	9		6	9		7	9		8	9			9	9
6	0		7	0		8	0		9	0		1	0	0

Ex:2 – Write Number Names 10 to 100:-

H	T	O	
	1	0	Ten
	2	0	Twenty
	3	0	Thirty
	4	0	Forty
	5	0	Fifty
	6	0	Sixty
	7	0	Seventy
	8	0	Eighty
	9	0	Ninety
1	0	0	Hundred / One Hundred



Ex:3 – Write Table of 2, 5 and 10

2	×		1	=		2
2	×		2	=		4
2	×		3	=		6
2	×		4	=		8
2	×		5	=	1	0
2	×		6	=	1	2
2	×		7	=	1	4
2	×		8	=	1	6
2	×		9	=	1	8
2	×	1	0	=	2	0

5	×		1	=		5
5	×		2	=	1	0
5	×		3	=	1	5
5	×		4	=	2	0
5	×		5	=	2	5
5	×		6	=	3	0
5	×		7	=	3	5
5	×		8	=	4	0
5	×		9	=	4	5
5	×	1	0	=	5	0

1	0	×		1	=		1	0
1	0	×		2	=		2	0
1	0	×		3	=		3	0
1	0	×		4	=		4	0
1	0	×		5	=		5	0
1	0	×		6	=		6	0
1	0	×		7	=		7	0
1	0	×		8	=		8	0
1	0	×		9	=		9	0
1	0	×	1	0	=	1	0	0

Lesson: 1:- 2 – Digit Numbers

TEXTBOOK PAGES:- 1 TO 3

Warm-up

Dolphin

Exercise 1.1

1. a. 14 b. 44 c. 55 d. 71
 e. 17 f. 66

2.

Column A	Column B
ten	90
ninety	40
seventy	10
forty	70

NOTEBOOK WORK

Ex:1 - Write in words :-

Classwork		
T	O	
4	2	Forty-two
7	6	Seventy-six
2	0	Twenty
8	2	Eighty-two

Practice work		
T	O	
2	4	Twenty-four
5	7	Fifty-seven
6	2	Sixty-two
9	0	Ninety

Ex:2 - Write in figures :-

Classwork		
	T	O
1) Sixty-nine	6	9
2) Ninety-two	9	2
3) Fifty-five	5	5
4) Twelve	1	2

Practice work		
	T	O
1) Forty-three	4	3
2) Fourteen	1	4
3) Eighty-seven	8	7
4) Thirty-nine	3	9

TEXTBOOK PAGES:- 4 and 5

NOTEBOOK WORK

Exercise 1.2

1. Number	Place value	Face value
45	4 tens or forty	4
96	6 ones or six	6
41	1 ones or one	1
32	3 tens or thirty	3

67	7 ones or seven	7
85	5 ones or five	5

2. EXPANDED FORM	STANDARD FORM
$20 + 8$	28
$90 + 1$	91
$80 + 6$	86
$40 + 9$	49
$70 + 3$	73

3. 13



Ex:3 – Fill in the blanks:-

Class work		
1) 3	5	<u>3</u> tens and <u>5</u> ones
2) 1	2	<u>1</u> ten and <u>2</u> ones
3) 5	8	<u>5</u> tens and <u>8</u> ones
4) 7	4	<u>7</u> tens and <u>4</u> ones

Practice work		
1) 4	6	<u>4</u> tens and <u>6</u> ones
2) 9	5	<u>9</u> ten and <u>5</u> ones
3) 2	9	<u>2</u> tens and <u>9</u> ones
4) 6	2	<u>6</u> tens and <u>2</u> ones

Ex:4 – Write the place value of underlined digit:-

Class work		
1) <u>9</u>	1	90 or 9 tens
2) 7	<u>5</u>	5 or 5 ones
3) <u>4</u>	2	40 or 4 tens
4) 6	<u>4</u>	4 or 4 ones

Practice work		
1) 8	<u>0</u>	0 or 0 ones
2) <u>1</u>	4	10 or 1 ten
3) <u>9</u>	7	90 or 9 tens
4) 3	<u>3</u>	3 or 3 ones

Ex:5 – Write the expanded form:-

Class work		
1) 3	8	3 tens + 8 ones = 30 + 8
2) 2	9	2 tens + 9 ones = 20 + 9
3) 8	6	8 tens + 6 ones = 80 + 6
4) 4	7	4 tens + 7 ones = 40 + 7

Practice work		
1) 7	0	7 tens + 0 ones = 70 + 0
2) 5	3	5 tens + 3 ones = 50 + 3

Ex:7 – Write Between Numbers:-

51	<u>52</u>	53
89	<u>90</u>	91
44	<u>45</u>	46
18	<u>19</u>	20
33	<u>34</u>	35
67	<u>68</u>	69
80	<u>81</u>	82
29	<u>30</u>	31

Ex:8 – Put the sign (>), (<) and (=):

Classwork		
1) 45	<	55
2) 78	>	24
3) 67	<	98
4) 54	>	35

Practice work		
1) 68	<	98
2) 57	<	75
3) 89	=	89
4) 69	>	61

Ex:9 – Arrange the numbers in Ascending or increasing order:-

Class work				
1)	65	78	35	49
Ans.	35	49	65	78
2)	71	54	21	16
Ans.	16	21	54	71

Practice Work				
1)	54	60	78	27
Ans.	27	54	60	78
2)	65	48	90	46
Ans.	46	48	65	90

Ex:10 – Arrange the numbers in Descending or Decreasing order:-

Class work				
1)	54	74	26	83
Ans.	83	74	54	26
2)	63	52	32	54
Ans.	63	54	52	32

Practice Work				
1)	52	40	36	91
Ans.	91	52	40	36
2)	45	98	75	82
Ans.	98	82	75	45

TEXTBOOK PAGES:- 9 to 13

Exercise 1.4

1.

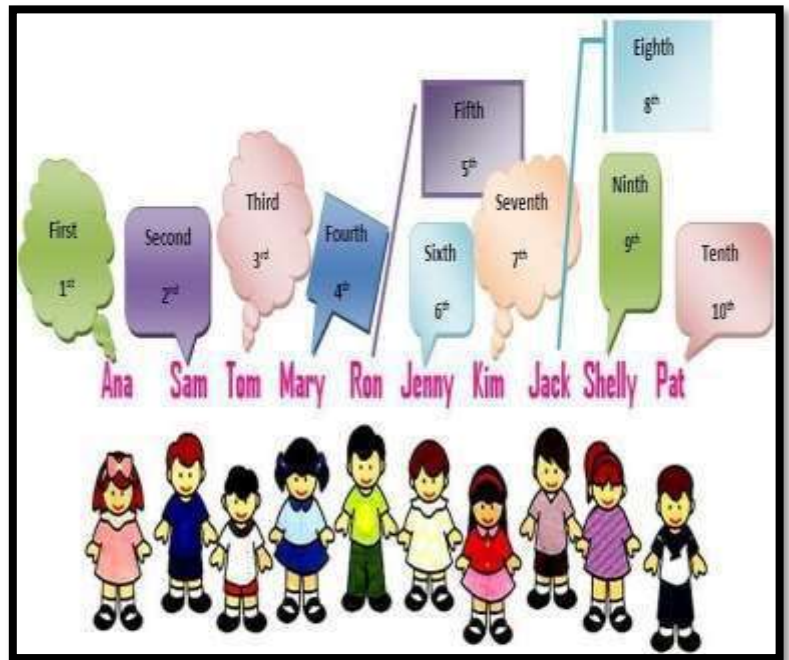
1 X 32 ✓ 13 X 24 ✓ 35 X 96 ✓ 77 X
49 X 10 ✓ 99 X 82 ✓ 51 X 60 ✓

2. Gurmeet Anil Sara Jayeeta Niki Prachi
Priya Aryan Paras Supriya Diksha Chinky

NOTEBOOK WORK

Ex:11 – Write the Ordinal Numbers:-

1 st	First
2 nd	Second
3 rd	Third
4 th	Fourth
5 th	Fifth
6 th	Sixth
7 th	Seventh
8 th	Eighth
9 th	Ninth
10 th	Tenth



Ex:12 – Arrange the letters in correct ordinal position and form a word. Draw the picture and colour it:-

- 1) 'T' is at Second position
- 2) 'W' is at Fifth position
- 3) 'E' is at Seventh position
- 4) 'S' is at First position
- 5) 'R' is at Third, Eighth and Ninth position
- 6) 'Y' is at Tenth position
- 7) 'A' is at Fourth position
- 8) 'B' is at Sixth position



S	T	R	A	W	B	E	R	R	Y
---	---	---	---	---	---	---	---	---	---

Practice work


Ex:13 – Look at the letters below. Answer the question:-

K	T	R	A	J	S	M	W	Z	X
---	---	---	---	---	---	---	---	---	---


- 1) Form a word using letters given on Third, Fourth and Second position. RAT
- 2) Write the position of the letter 'M'. Seventh
- 3) Which letter is between the eighth and tenth position? Letter 'Z'

❖ **Odd numbers and Even numbers:-**

- 1) **Odd Numbers-** Numbers that cannot be put into pairs are known as **odd numbers.** The numbers ending with 1,3,5,7 and 9 are odd numbers.



- 2) **Even Numbers** –Numbers that can be put into the pairs are known as **even numbers.** The numbers ending with 0, 2, 4, 6 and 8 are even numbers.



Ex: 13 :- Segregate Odd and Even Numbers and write in the given box:-

11	64	20	49	32	83	76	5	17	98
----	----	----	----	----	----	----	---	----	----

Odd Numbers	Even Numbers
11	64
49	20
83	32
5	76
17	98

Practice work

Ex: 14 :- Write any 5 odd and even numbers from number 1 to 30:-

Odd Numbers	Even Numbers

CBE (Written):-

Ex: 1 – From the given digits form smallest and largest 2 – digit numbers:-

1) 8 0 4
2) 6 3 7
3) 1 7 0

	Smallest Number	Largest Number
1)	40	84
2)	36	76
3)	17	71

CBE (Observation):-

Ex: 2 – Answer the following questions:- (Oral)

1) If we need to find a number after a specific number, do we count forwards or backwards?

Ans. Forward

2) With which number we start writing numbers in descending order?
(Smallest/Greatest)

Ans. Greatest

CBE (Oral):-

- 1) What is the difference between Face value and Place value?
- 2) Which is the smallest and greatest 2 – digit even number?
- 3) Which number will come four numbers before 71?

Activity:-

- ❖ Students will play “Fire in the Mountain” for the concept of Even and Odd.