



Delhi Public School Gandhinagar
SESSION – 2024-25

SUBJECT – EVS
Sample notebook
Month – November



Syllabus: Ch- 12 Festivals We Celebrate
Ch- 13 Travelling is Fun

Topic- Chapter - 12 (Festivals We Celebrate)

Subtopics: -

- ❖ Festivals
- ❖ Guruparab
- ❖ Diwali
- ❖ Eid al-Fitr
- ❖ Christmas
- ❖ National Festivals

Text Book work: - Page No. 65 - 68

Reading and Explanation

Text Book work: - Page No. 69

Text Book Exercise:- Quick Check

❖ Exercise on text book page no. 69

Quick Check

A. Tick (✓) the correct answer.

1. Which of the following is called the festival of lights? (Correct Choice)
(a) Christmas (b) Diwali (c) Eid al-Fitr

2. On which festival do people make *sewain*?
(a) Eid al-Fitr (b) Christmas (c) Diwali

3. When is Republic Day celebrated?
(a) 25 December (b) 26 January (c) 29 January

4. Who hoists the national flag on Independence Day?
(a) Student (b) President (c) Prime Minister

B. Match the columns. (Perfect Match)

Column A	Column B
1. Diwali	2 (a) Santa Claus
2. Christmas	4 (b) <i>Namaz</i>
3. Gurpurab	1 (c) Diyas and candles
4. Eid al-Fitr	3 (d) Langar

C. Fill in the blanks with the help of the given clues. (Words in Blanks)

1. We decorate Christmas (Christmas/mango) trees on 25 December.

2. We go to the mosque (gurdwara/mosque) to offer *namaz*.

3. Langar is a free meal served in a gurdwara (gurdwara/church).

4. A parade is held at Kartavya Path on Republic Day (Gandhi Jayanti/Republic Day).


❖ Exercise on text book page no. 70

Learning is Fun (NCF)

Word Search Puzzle

India is a land of festivals. Many festivals are celebrated here. Names of some festivals other than those mentioned in the chapter are given here. Find their names in the word search puzzle.


JANMASHTAMI	DUSSEHRA
HOLI	ONAM
PONGAL	EASTER
DURGA PUJA	RAKSHABANDHAN




Skills • Observation • Decision-making

Fun with Colours

Join the dots and colour the pictures of things you do to decorate your house on Diwali.



make a rangoli



light diyas

Note Book Work: -

A. New words: -

- | | | |
|--------------|--------------|------------|
| 1. festivals | 4. celebrate | 7. anthem |
| 2. national | 5. Decorate | 8. prayers |
| 3. worship | 6. langar | |

B. Give two examples.

1. National festivals.

Ans. a. Independence Day

b. Republic Day

2. Things we use to decorate our house in Diwali.

Ans. a. lights

b. diyas

C. Answer in one word.

1. Who hoist national flag on Independence Day ?

Ans. Prime Minister

2. What do we celebrate on 2nd October?

Ans. Gandhi Jayanti

3. When do we celebrate Republic Day?

Ans. 26 January

D. Answer the following: [ORAL]

- a. What do people do on Diwali?

Ans. On Diwali people decorate their houses with lights, candles and diyas

- b. How do people celebrate Eid al-Fitr? [ORAL]


Ans. On Eid al-Fitr people offer namaz, wear new clothes and eat a special sweet called sewain.

- c. How do we celebrate Independence Day? [ORAL]

Ans. On 15th August our Prime Minister hoists the national flag at Red Fort and everyonesings national anthem.


E. Draw name and colour.

A. Festival – Christmas



Christmas tree

B. Our National Flag



Tiranga

Topic- Chapter - 13 (Travelling is Fun)

Sub topics: -

- ❖ Means of Transport
- ❖ Air Transport
- ❖ Land Transport
- ❖ Water Transport

Text Book work: - Page No. 71 - 73

Reading and Explanation

Text Book Exercise:- Quick Check

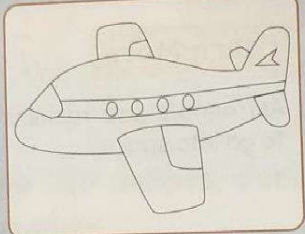
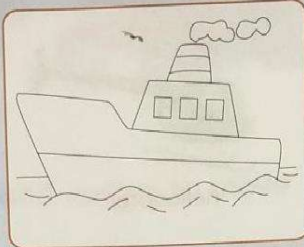

❖ Exercise on text book page no. 74

Quick Check

A. Colour the vehicles using the colour key.

(Fun with Colours)

● land transport ● air transport ● water transport

B. Name the following.

(Name the Vehicles)

1. Two vehicles with three wheels autorickshaw cycle rickshaw

2. Two vehicles with two wheels scooter motorcycle

3. Two vehicles pulled by animals tonga bullock cart

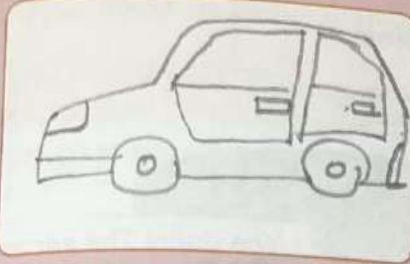
❖ Exercise on text book page no. 75

Learning is Fun (NCF)


LEARNING IS FUN

Fun with Pictures

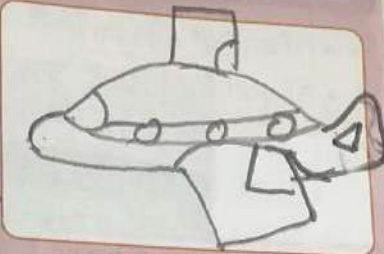
Paste or draw pictures of one vehicle for each of the given categories.



Land transport



Water transport



Air transport

Skills • Logical thinking • Creativity

Life Skills

Name the means of transport these people should use in the following situations to reach their destination on time.

- Riya lives in Delhi. She gets selected for a drawing competition which is in Mumbai. Which means of transport should she take? Aeroplane
- Anant has to go to his friend's birthday party who lives ten kilometres away from his house. Which means of transport should he take? Car

Note Book Work: -

A. New words: -

- | | |
|--------------|--------------|
| 1. transport | 5. vehicles |
| 2. various | 6. wheels |
| 3. steamers | 7. engines |
| 4. metros | 8. aeroplane |

Truck

Train



Delhi Public School Gandhinagar
SESSION – 2024-25

SUBJECT – EVS
Sample notebook
Month – October



Syllabus: Ch-10 My School
Ch- 11 People Who Help Us

Topic- Chapter - 10 (My School)

Subtopics: -

- ❖ School
- ❖ People Who Help Us in School
- ❖ Rooms in a School
- ❖ Keeping the School Clean

Text Book work: - Page No. 55 - 57

Reading and Explanation

Text Book work: - Page No. 58

Text Book Exercise:- Quick Check

❖ Exercise on text book page no. 58

A. Fill in the blanks with the help of the given clues.

1. We study (study/sleep) in a classroom.
2. We find different kinds of books in the library (medical room / library).
3. We learn singing in the music (music / medical) room.
4. We should keep our school clean (dirty / clean).

B. Write True (T) or False (F).

1. We learn many things in school. T
2. There are only five rooms in a school. F
3. Teachers sit in the staffroom and do their work. T
4. We should not plant trees in the school. F

Think and Write

C. How these people help you in school.

CBE [Take a help from Parents – HW]

1. Teacher: _____
2. Librarian: _____
3. Gardener: _____
4. Nurse: _____

❖ Exercise on text book page no. 59

Learning is Fun (NCF)

- **Word Search Puzzle**
- **Describe your school in a few lines. Write about different things you like to do in school.**
- **Draw your school and colour it in your notebook.**
- **Visit different areas of my school.**

Note Book Work: -

A. New words: -

- | | |
|---------------|--------------|
| 1. library | 5. staffroom |
| 2. guard | 6. hurt |
| 3. auditorium | 7. assembly |
| 4. garbage | 8. gardener |

B. Give two examples.

1. People who help us in school.

Ans. a. teacher b. nurse

2. Rooms in a school.

Ans. a. music room b. library

C. Answer the following:

1. Why do we go to school?

Ans. We go to school to learn new things and study.

2. How should we keep our school?

Ans. We should keep our school neat and clean.

3. What is a canteen? [Oral]

Ans. Canteen is a place from where we buy things to eat.

D. Write one word: [ORAL]

1. In older times, Children used to live with their teachers to study.

Ans. Gurukul

2. A big hall in which school function are held.

Ans. Auditorium

Topic- **Chapter - 11 (People Who Help Us)**

Subtopics: -

❖ Our Helpers

Text Book work: - Page No. 60 - 62

Reading and Explanation

Text Book work: - Page No. 63

Text Book Exercise:- Quick Check

❖ **Exercise on text book page no. 63**

A. Write the helper you will go to in the following situations.

1. You want to get a broken shoe mended. A cobbler
2. You are sick. A doctor
3. You want to get a shirt stitched. A tailor
4. You want to get a leaking tap fixed. A plumber

B. Answer in one word.

1. Who takes care of patients? A nurse
2. Who looks after the garden? A gardener
3. Who brings letters and parcels? A postman
4. Who washes clothes? A washerman

C. Write True (T) or False (F).

- 1. Many people around us help us. **T**
- 2. A farmer teaches in school. **F**
- 3. A carpenter makes furniture. **T**
- 4. A milkman delivers letters. **F**

Exercise on text book page no. 64

Learning is Fun (NCF)

LEARNING IS FUN

Word Search Puzzle

Unscramble the letters to identify the helpers. Then, find them in the word search puzzle.

TECAEHR	TEACHER	GRAEDNRE	GARDENER
FRAEMR	FRAMER	CBOBELR	COBBLER
NRUES	NURSE	MLIKAMN	MILKMAN
PULBMRE	PLUMBER	MSANO	MASON
FRIEAMN	FIREMAN	CRAEPNRTE	CARPENTER

The word search grid is 15 columns by 15 rows. The words are circled as follows:

- TEACHER**: Row 1, Column 2 to 8
- GARDENER**: Row 1, Column 10 to 15
- FRAMER**: Row 2, Column 2 to 7
- COBBLER**: Row 2, Column 10 to 15
- NURSE**: Row 3, Column 2 to 7
- MILKMAN**: Row 3, Column 10 to 15
- PLUMBER**: Row 4, Column 2 to 8
- MASON**: Row 4, Column 10 to 15
- FIREMAN**: Row 5, Column 2 to 8
- CARPENTER**: Row 5, Column 10 to 15

Small illustrations of a teacher, a farmer, a carpenter, a nurse, a milkman, a plumber, a fireman, and a gardener are scattered around the grid.

Note Book Work: -

A. New words: -

- | | |
|------------|--------------|
| 1. helpers | 5, delivers |
| 2. treats | 6. patients |
| 3. mends | 7. furniture |
| 4. country | 8. carpenter |

A. Name the following.

1. A person who protects our country from enemies

Ans. A soldier.

2. A person who fixes and repairs taps and pipes.

Ans. A plumber.

B. Answer the following.

1. What does a greengrocer do?

Ans. A greengrocer sells fruits and vegetables.

2. Who protects the country from enemies?

Ans. Soldiers protect the country from enemies.

3. What does a mason do?

Ans. A mason builds houses.

4. Who puts off fire?

Ans. A fireman puts off fire.



Delhi Public School Gandhinagar
SESSION – 2024-25

SUBJECT – EVS
Sample notebook
Month – August



Syllabus: Ch- 8 We Need Shelter
Ch- 9 Our Neighborhood

Topic- Chapter -8 (We Need Shelter)

Subtopics: -

- ❖ Need of a House
- ❖ Rooms in a House
- ❖ Types of Houses
- ❖ A Good House
- ❖ Type of Roofs

Text Book work: - Page No. 43-45 **Reading and Explanation**

Text Book Exercise:- Quick Check Page No. 46

A. Tick () the correct answer.

1. What is a kutcha house made of?

- a. cement b. bamboo c. iron

2. What is a pukka house made of?

- a. mud b. dry leaves c. cement

3. Where are flat roofed houses found?

- a. hot places b. cold places c. places with heavy rains

4. What does a good house have?

- a. lots of toys b. lots of plants c. lots of waste

B. Fill in the blanks with the help of the given clues.

1. A house gives us shelter (shelter / flowers)


2. We feel comfortable (uncomfortable / comfortable) in our house.

3. Bungalow is a pukka (kutcha / pukka) house.

4. Sloping (Sloping / /Flat) roofs help snow and rainwater to slide down the roofs easily.

C. Name the rooms of the house with the help of clues.

1. We eat meals in this room.
2. Mummy cooks food here.
3. We take a bath in this room.
4. We sleep in this room.



Exercise on text book page no. 47

❖ Learning is Fun CBE

LEARNING IS FUN

Put in the Right Column

Write the names of the given items in the rooms where they are found.

bed	wardrobe	soap	shampoo	mixer
chair	sofa	quilt	wash basin	centre table
utensils	gas burner	bucket	pillows	pulses
carpet	bathtub	refrigerator	cushions	floor

Drawing Room	Bedroom	Kitchen	Bathroom
chair	bed	gas burner	bathtub
carpet	wardrobe	refrigerator	soap
centre table	quilt	mixer	bucket
floor	pillows	pulses	shampoo
	cushions		wash basin

Skills • Logical thinking • Decision-making

Topic- Chapter -9 (Our Neighbourhood)

Subtopics: -

- ❖ Neighbourhood
- ❖ Places in Our Neighbourhood

Text Book work: - Page No. 48 to 51 Reading and Explanation

Text Book Exercise:- Quick Check Page No. 52

A. Complete the names of the place where you will go to do the following things.

- | | |
|-------------------------------|--------------------|
| 1. Visit a sick friend. | <u>HOSPITAL</u> |
| 2. Post a letter. | <u>POST OFFICE</u> |
| 3. Study and learn new thing. | <u>SCHOOL</u> |
| 4. Buy toys | <u>MARKET</u> |

B. Fill in the blanks with the help of the given clues.

1. We go to a bus stop (school / bus stop) to take a bus.
2. We play in a park (park / auto stand).
3. We keep our money in a bank (hospital / bank).
4. We go to a hospital (school / hospital) when we are sick.

C. Write True [T] or False [F]

- | | |
|--|----------|
| 1. We go to restaurant to play. | <u>F</u> |
| 2. We take a train from a railway station. | <u>T</u> |
| 3. We go to school to study. | <u>T</u> |
| 4. We must keep our neighbourhood dirty. | <u>F</u> |

CLASSROOM ACTIVITY

Group Activity- talk about different ways to keep our neighbourhood place clean and green.

SCRAPBOOK ACTIVITY:-

Paste pictures of different places in your neighbourhood or make a collage of same.



LEARNING IS FUN

Word Search Puzzle

Unscramble the letters to write the correct names of the places. Then, find them in the word search puzzle.

PRAK

SOCHLO

HPTOSIAL

BNAK

CUHCRH

MSOUQE

GRUWDRAA

TMEEPL

MRAEKT

RSETUARNAT

P	F	H	X	J	C	T	K	L	O	P	R
A	A	O	U	Y	H	J	A	M	N	W	U
R	E	S	T	A	U	R	A	N	T	Q	T
K	E	P	J	F	R	O	P	G	H	K	E
I	P	I	V	S	C	H	O	O	L	W	M
S	P	T	N	B	H	C	X	D	E	M	P
Q	B	A	N	K	O	I	U	Y	T	R	L
L	K	L	W	E	R	M	O	S	Q	U	E
J	H	Y	T	P	E	W	A	B	Y	C	Z
M	A	R	K	E	T	U	Y	T	F	C	A
E	Q	Y	R	C	K	A	D	M	B	T	U
F	H	S	X	G	U	R	D	W	A	R	A

Note Book Work: -

A. New words: -

1. Neighbours

4. hospital

7. comfortable

2. friends

5. bank

8. restaurant

3. market

6. office

B. Answer in one word.

1. Where do we keep our jewellery?

Ans: bank

2. Name any one place of worship.

Ans: temple

3. Where do we go to buy things of daily needs.

Ans: market

C. Draw, name and colour.

1. Any one neighbourhood place



School

SEPTEMBER MONTH

REVISION FOR HALF YEARLY EXAMS

- ❖ **Revision worksheet in student buddy.**
- ❖ **CBE worksheet in student buddy.**
- ❖ **Model question paper in student buddy.**
- ❖ **Revision sheet in the textbook pg no 54**
- ❖ **Revision in notebook**
- ❖ **Practice of writing and learning spellings in P.Book**

Half Yearly exam starts from 9th September2024 to 23rd September 2024



Delhi Public School Gandhinagar
SESSION – 2024-25

SUBJECT – EVS
Sample notebook
Month – JULY



Syllabus: Ch-6 – Safety Rules
Ch-7 - My family

Topic- Chapter -6 (Safety Rules)

Subtopics: -

- ❖ Safety
- ❖ Safety in playground
- ❖ Safety in Swimming Pool
- ❖ Safety at Home
- ❖ Safety on the Road
- ❖ Safety at School
- ❖ Safety in a Vehicle

Text Book work: - Page No. 31,32,33 and 34 Reading and Explanation
Text Book Exercise:- Quick Check- Page No. 35

Tick (✓) the correct answer.

1. Do not play with knives at home.

- a. ludo b. knives ✓ c. carrom board

2. Leave school only with your parents.

- a. friends b. strangers c. parents ✓

3. Always obey the rules of a game.

- a. rules ✓ b. lines c. stories

4. Use a swimming tube if you are learning to swim.

- a. bucket b. tube ✓ c. pipe

B. Fill in the blanks with the help of the given clues:

1. Always walk on the pavement (road/pavement).
2. Do not stand near the door (door/window) of a bus.
3. Never jump (sit/jump) on a bed or a sofa.
4. Do not fight (fight/play) with other children.

Write True (T) or False (F).

- a. We should always cross the road at the zebra crossing. **T**
- b. We should get into a moving vehicle. **F**
- c. We should not lean over a balcony railing. **T**
- d. We should push each other while swimming. **F**

Exercise on text book page no. 36

❖ Learning is Fun (CBE)(Oral)

❖ Life Skills

Why will you stop a child when you see her/him in the following situations?

1. Playing on the road.

Ans. Because she/ he might meet with an accident.

2. Taking head out of the car's window.

Ans. Because she/he may bump their head.

3. Playing with a knife.

Ans. Because she/he might hurt themselves.

4. Going to the swimming pool without a swimming tube.

Ans. Because she/he might drown themselves.

5. Fighting with other children.

Ans. Because she/he may hurt each other.

6. Trying to get off a moving bus.

Ans. Because she/he might get badly injured.

Note Book Work: -

A. New words: -

- | | |
|--------------|-------------|
| 1. safety | 5. danger |
| 2. corridors | 6. stranger |
| 3. pavement | 7. queue |
| 4. adult | 8. vehicles |

B. Give two examples. (CBE)

1. Things we should follow on the road.

- Ans. a. walk on the pavement
b. Do not play or run on the road.

2. Things we should follow for road safety.

- Ans. a. traffic lights b. use of zebra crossing

C. Answer the following questions: - (CBE)

1. What is safety?

Ans. Safety means staying safe from getting hurt or any kind of danger.

2..What should you do before crossing the road?

Ans. Look to the right, then to the left and again to the right before crossing the road.

D. Draw, name and colour: “Traffic Signal”



Topic- Chapter -7 (My Family)

Subtopics: -

- ❖ Family and Its Types
- ❖ Fun with Family
- ❖ Helping Each Other
- ❖ Learning from Family

Text Book work: - Page No. 37-40

- ❖ Reading and Explanation

Text Book Exercise:- Quick Check [page no 41]

What kind of families are there? (NCF)

Joint Family

Small Family

Big Family

B. Write the names and birthdays of your family members. (About Family)

- | | | |
|----------------|-------|-------|
| 1. Grandfather | _____ | _____ |
| 2. Grandmother | _____ | _____ |
| 3. Father | _____ | _____ |
| 4. Mother | _____ | _____ |

Note Book Work: -

A. New Words.

- | | | |
|------------|--------------|--------------|
| 1. family | 4. together | 7. cousins |
| 2. surname | 5. children | 8. relatives |
| 3. joint | 6. celebrate | |

B. Answer in one word. (CBE)

1. The last common name used by all family members.

Ans. Surname

2. Who looks after our family?

Ans. Parents

C. Answer the following questions.

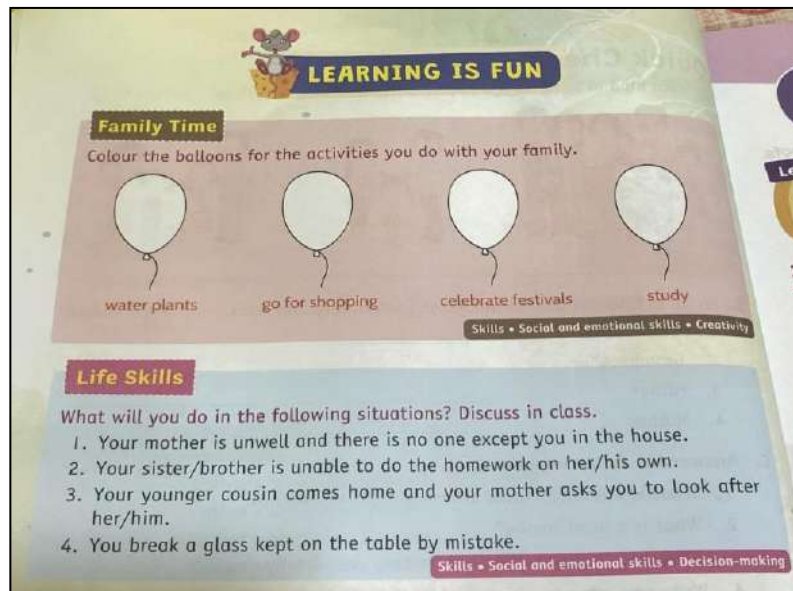
1. Name different kinds of family?

Ans. a. small Family b. big Family c. joint Family

2. What do we learn from our family?

Ans. We learn good manners and good habits from our family.

❖ Learning is Fun (CBE) [text book page no. 42]





Delhi Public School Gandhinagar

SESSION – 2024-25

CLASS -1

SUBJECT – EVS

Sample notebook

Month – JUNE



Syllabus: Ch-4 Clothes We Wear
Ch-5 Food We Eat

Month – JUNE

Topic- Ch-4 Clothes We Wear

Subtopics:-

- ❖ Need of clothes
- ❖ Materials used to make clothes
- ❖ Uniforms
- ❖ Types of clothes
- ❖ Clothes for special occasions
- ❖ Costume

Reading and explanation TB PG 18 to 21

Text Book work: - Page No. 18

- ❖ Activity [colouring] Names of clothes

Text Book work: - Page No. 19

- ❖ Types of clothes [as per the season]

Text Book work: - Page No. 20

- ❖ Materials used to make clothes

Text Book work: - Page No. 21

- ❖ Costumes

Text Book Exercise:- Quick Check [Pg no 22]

A. Tick (✓) the correct answer:

1. Clothes help us to cover our bodies.

a. leaves

b. petals

c. clothes ✓

2. We wear cotton clothes in summer.

a. winter

b. summer ✓

c. rainy season

3. We wear woollen clothes in winter.

a. woollen ✓

b. cotton

c. silk

4. Dancers and actors wear costumes while performing

a. uniforms

b. costumes ✓

c. sweaters

B. Fill in the blanks with the help of the given clues.

1. Woollen (Cotton/Woollen) clothes keep us warm.

2. We wear a raincoat (raincoat/coat) when it rains.

3. We wear special (simple/special) clothes for occasions.

4. Dancers wear costumes while dancing (cooking/dancing).

C. Write True (T) or False (F).

1. We wear different clothes in different seasons.

T

2. Raincoats keep us warm.

F

3. Children wear uniforms to school.

T

4. All clothes are made of the same material.

F


❖ Exercise on text book page no. 23

❖ Learning is Fun

Word Search Puzzle

Unscramble the letters to write the names of different clothes we wear. Then, find them in the word search puzzle.

FORKC	F R O C K
SOHTRS	S H O R T S
SIHTR	S H I R T
JCAEKT	J A C K E T
SEWTAER	S W E A T E R
MFUFELR	M U F F L E R
RIACNAOT	R A I N C O A T
GMUOOST	G U M B O O T S



Life Skills

Which of the two girls takes care of her clothes and keeps them properly?
Tick (✓) the correct picture.



Skills • Social and emotional skills • Logical thinking

Note Book Work: -

A. New words: -

- | | | | |
|------------|------------|------------|-------------|
| 1. clothes | 3. warm | 5. special | 7. wool |
| 2. cotton | 4. uniform | 6. protect | 8. costumes |

B. Give two examples (CBE):

1. Materials used to make clothes

Ans. a. cotton b. silk

2. People who wear uniform for their work.

Ans. a. doctor b. policeman

3. Things we use in winter season.

Ans. a. raincoats b. gumboots

4. Clothes protect us from.

Ans. a. heat, b. cold

C. Draw, name and colour (NCF)

1. Things we use in rainy season



umbrella

2. Winter wear



Woollen cap

Topic- Chapter -5 (Food We Eat)

Subtopics: -

- ❖ Food
- ❖ Meals We Eat
- ❖ Kinds of Food
- ❖ Good food Habits
- ❖ Milk Products

Text Book work: - Page No. 24,25,26, 27 and 28 Reading and Explanation

Text Book work: - Page No. 29

Text Book Exercise:- Quick Check[TB Pg no 29]

A. Tick (✓) the correct answer:

1. What does food give us?
a. energy ✓ b. clothes c. fresh air
2. Which is the first meal of the day?
a. lunch b. breakfast ✓ c. dinner
3. Which animal gives us milk?
a. horse b. cat c. cow ✓
4. Which of the following is a fruit?
a. turnip b. apple ✓ c. onion

B. Fill in the blanks with the help of the given clues:

1. We get eggs (milk/eggs) from hen.
2. We have lunch (lunch/dinner) in the afternoon.
3. We should eat healthy (healthy/unhealthy) food.
4. We should not eat uncovered (covered/uncovered) food.

C. Write True (T) or False (F).

1. We need food to grow. T
2. Plants give us only vegetables. F
3. We eat dinner in the morning. F
4. We should drink at least eight glasses of water every day. T

❖ **Learning is Fun (NCF) PRACTICE WORK**

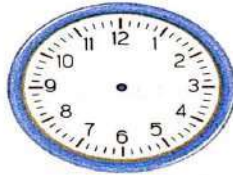


Activity


Draw the minute and hour hands on the clocks to show the time when you have your breakfast, lunch and dinner.



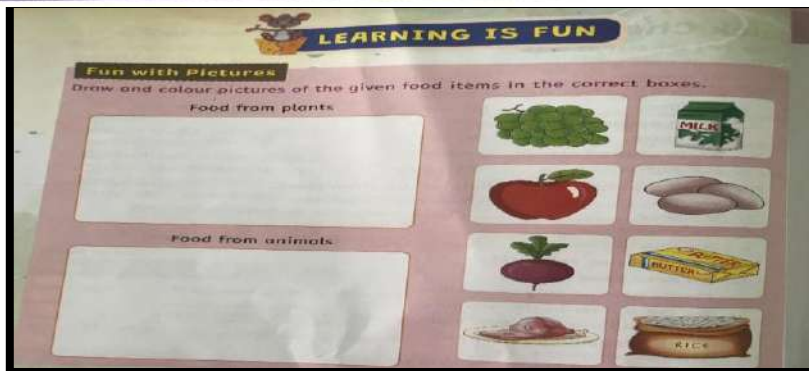
breakfast



lunch



dinner



Note Book Work: -

A. New words: -

- | | | | |
|-----------|-------------|---------------|-----------|
| 1. energy | 3. meal | 5. vegetables | 7. habits |
| 2. chew | 4. products | 6. brunch | 8. plants |

B. Give two examples.

1. Milk products.

Ans. a. curd b. ghee

2. Fruits

Ans. a. apple b. mango

3. Animals that give eggs.

Ans. a. hen b. duck

C. Tick the correct option. [CBE]

1. We get food from _____ and animals.

Ans. a. plants ✓ b. table c. water

2. _____ is the last meal of the day.

Ans. a. tree b. Dinner ✓ c. milk

3. People living in deserts get milk from _____.

Ans. a. fish b. grains c. camel ✓



Delhi Public School Gandhinagar

SESSION – 2024-25

CLASS -1

SUBJECT – EVS

Sample notebook

Month – APRIL/MAY



Syllabus: Ch-1 About Me
Ch-2 My Body
Ch-3 Looking after My Body

Month – April

Topic- Chapter -1 (About Me)


Subtopics:-

- ❖ Self-Introduction
- ❖ I Am Special
- ❖ My Birthday
- ❖ What I Like

Text Book work: - Page No. 1

❖ **Activity**

- ❖ You have just got to know Raima and Rohan. Now tell us about yourself.



. My name is Sita. (students will write their name)

. I am a boy/girl. ✓ (students will write their gender)

Text Book work: - Page No. 2

- ❖ **My Birthday – The day we are born is called our birthday.**

My birthday is on ____.

I am ____year old.





My birthday is on ____.
I am ____ year old.

❖ Activity

- ❖ Draw candles on the cake to show how old you are. Write your age and birthday in the blanks.




- . I am 6 years old.
- . My birthday is on (students will write their birthday)

Text Book work: - Page No. 3

❖ Activity

- ❖ Rub some water colour or ink on your fingers. Now press your fingers in the box given below.



❖ What I Like



Book work: -

Text

Page No. 4

Reading and explanation

Text Book Exercise:- Quick Check

❖ Exercise on text book page no. 5

A. Tick (✓) the correct answer.

1. On which day do you cut a cake?

- a. holiday ✓ b. birthday c. Sunday

2. We make fingerprints with our fingers.

- a. legs b. hair ✓ c. fingers

3. Hobby is the thing we like to do the most in our free time.

- ✓ a. free b. school c. sleep

B. Fill in the blanks with the help of the given clues.

1. The day we are born is called our **birthday**. (school day/birthday)

2. We all are **different** (different/ same) from each other.

3. The thing we like more than the others is our favourite (disliked/ favourite) things.

C. Write true (T) or False (F).

1. I am unique. T

2. My friend has the same fingerprints as me. F

3. I do not have any favourite thing. F

❖ LEARNING IS FUN

❖ GIVEN IN NEP BASED ACTIVITIES [Summer vacation homework]

Draw and colour or paste pictures of the following things in scrapbook.

➤ Favourite fruit, vegetable, food, games, cartoon, etc...

Note Book Work: -

A. New Words.

1. birthday

2. special

3. born

4. favourite

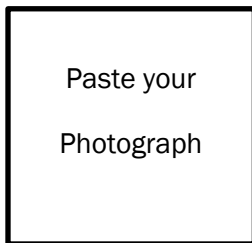
5. hobby

6. different

7. like

8. free

B. Write about yourself. (Students will fill in their personal details)



1. My name is _____.

2. I am _____ years old.

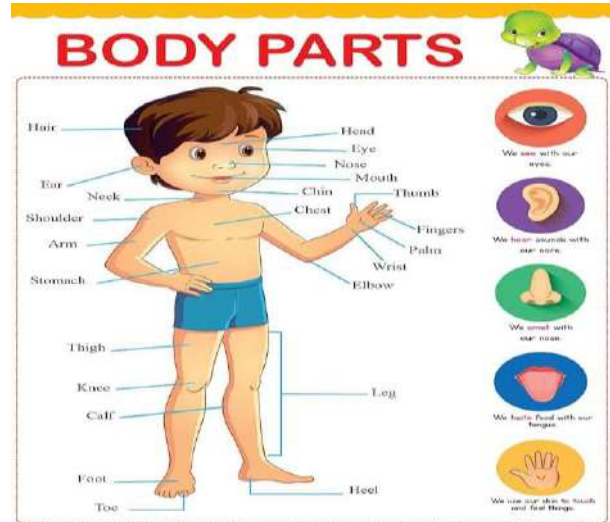
3. I am a _____. (girl/boy)

4. I study in class I_____.

Topic- Chapter -2 (My Body)

Subtopics: -

- ❖ Parts of Our Body
- ❖ Sense Organ
- ❖ Our Body Parts Help Us
- ❖ Growing Up



Text Book work: - Page No. 7,8, 9 and 10
Reading and Explanation

Text Book work: - Page No. 11

A. Tick (✓) the correct answer. [CBE]

1. We hold and pick with our hands.
a. necks ✓ b. hands c. heads
2. Our legs help us to walk.
✓ a. walk b. write c. see
3. We taste fruits with our tongue.
✓ a. tongue b. eyes c. skin
4. We use our mouth to speak.
a. run ✓ b. speak c. pick

B. Fill in the blanks with the help of the given clues. [NCF]

1. I see a rainbow with my eyes. (eyes/ears)
2. I hear the chirping of birds with my ears. (ears / eyes)
3. I feel the cold ice cream with my skin. (ears / skin)
4. We use our hands and legs to crawl. (speak / crawl)

C. Write true(T) or False (F).

- 1. We swim using our hands only. **F**
- 2. Nose helps us to smell. **T**
- 3. Neck is a sense organ. **F**
- 4. We feel things with our skin. **T**

Note Book Work: -

A. New words: -

- 1. important
- 2. Hands
- 3. body
- 4. shoulders
- 5. mouth
- 6. tongue
- 7. healthy
- 8. sense organs

B. Give two examples.

- 1. Which parts of the body is use to carry and push things.

Ans. back and shoulders

- 2. Body parts which are inside our mouth and help us to eat.

Ans. a. tongue b. teeth

C. Answer the following questions: - (CBE)

- 1. Which sense organ helps us to speak?

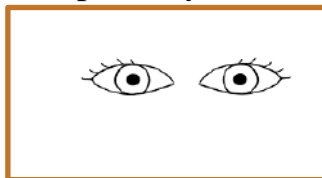
Ans. We use our tongue to speak.

- 3. What do we need to grow and stay healthy?

Ans. We need food, clean water, fresh air, exercise and rest to grow and stay healthy.

D. Draw, name and colour:- (CBE)

- 1. A part of your face



Eyes

- 2. A body part that helps us to walk



Leg

LEARNING IS FUN [CBE] GIVEN AS NEP BASED ACTIVITIES



LEARNING IS FUN

Put in the Right Column

Some parts of our body are single whereas some are in pairs.
Write the body parts in the correct columns.

Body Parts (Single)	Body Parts (In pairs)
mouth	legs
chin	ears
stomach	hands
neck	eyes
nose	lips

mouth
lips
stomach
legs
neck
ears
hands
chin
eyes
nose

❖ FUN WITH RHYME [CBE]

Fun with Rhyme

Complete the poem.

Wonderful Little Me

My little eyes helps me to see the world.
My little nose helps me to smell the curd.
My little ears helps me to hear father call.
My little skin helps me to feel the wall.
My strong legs help me to walk and race.
My pink lips helps me to taste.



❖ FUN WITH LETTERS GIVEN AS NEP BASED ACTIVITIES

Fun with Letters

Unscramble the letters to write the names of the body parts.

1. FCAE **F A C E**

2. SLOHUEDR **S H O U L D E R**

3. HADE **H E A D**

4. STAMCHO **S T O M A C H**

Quick Check

(Correct Choice)

A. Tick (✓) the correct answer.

1. Take a bath daily.
(a) once a week (b) daily (c) twice a week
2. Drink 6 to 8 glasses of water every day.
(a) 4 to 6 (b) 3 to 6 (c) 6 to 8
3. Brush your teeth twice a day.
(a) once (b) twice (c) thrice
4. Sleep for at least 8 hours daily.
(a) 8 (b) 9 (c) 10

B. Fill in the blanks with the help of the given clues.

(Words in Blanks)

1. We should drink clean (clean/dirty) water.
2. We should comb our hair (hand/hair) properly.
3. We should eat healthy (healthy/junk) food.
4. We should exercise (watch television/exercise) every day to stay fit.

C. Write True (T) or False (F).

(True or False)

1. It is good to play outdoor games to stay active.
2. We must wash our hands before and after having meals.
3. Drinking dirty water keeps us fit.
4. We should trim our nails regularly.

T
T
F
T



LEARNING IS FUN

Word Search Puzzle

Unscramble the letters to write the correct words related to the chapter. Then, find them in the word search puzzle.

- HLEAHTY H E A L T H Y
- CNLEA C L E A N
- HBATI H A B I T
- FTI F I T
- ERXESCIE E X E R C I S E
- YAGO Y O G A
- BDOY B O D Y
- SAMTR S M A R T

E	E	Y	E	F	P	B	E	G	I
R	L	L	B	I	E	F	X	O	T
H	A	B	I	T	Q	M	E	Y	O
E	O	O	R	F	H	H	R	N	D
A	W	D	F	A	C	E	C	T	K
L	G	Y	O	G	A	A	I	S	O
T	S	E	A	R	W	D	S	E	C
H	K	Y	H	V	C	L	E	A	N
Y	T	A	M	O	X	T	H	B	O
G	W	S	M	A	R	T	X	O	E

Skills • Observation • Decision-making

Classroom Activity

Bring any one thing you use to keep clean and talk about it in class. Examples of things you can bring are toothbrush, toothpaste, shoe polish, shoe brush, soap, hand wash, sanitizer, napkin, shampoo, ear buds, comb, nail clipper and tissue.

Skills • Logical thinking • Observation • Brainstorming

Life Skills

Colour the boxes orange for the things you should do before going to bed.

- Play around.
- Change clothes.
- Pack your bag.
- Brush teeth.
- Wish good night.
- Wash face.
- Watch television.

Skills • Social and emotional skills • Observation

Scrapbook Activity: -

Paste pictures of any five things that help you to stay clean in your scrap book,

Note Book Work: -

A. New words: -

1. clean

2. daily

3. water

4. chew

5. food

6. regularly

7. properly

8. active

B. Tick (✓) the correct answer. [CBE]

1. Unhealthy food makes us fall _____.

Ans: a. strong

b. ill ✓

2. We should do _____ to stay healthy and fit.

Ans: a. exercise and yoga ✓

b. sleeping

C. Answer the following:

1. Write two habits that helps you to stay healthy.

Ans. 1. Eat healthy food

2. Drink 6 to 8 glasses of water every day.

2. Write two things you do to stay fit.

Ans. 1. Exercise and do yoga everyday

2. Play outdoor games