

SAMPLE NOTE MONTH OF DECEMBER

CLASS 1

Delhi Public School, Gandhinagar
Class- I

Ch-7 USING TUX PAINT

SECTION -I

Page no. 57

Fill in the blanks using the given clues. Conceptual Understanding

Drawing canvas	Quit	Tux Paint	Paint	Stamp tool
----------------	------	-----------	-------	------------

1. Tux paint is a drawing software.
2. Paint tool is used for free-hand drawing.
3. stamp tool works like a sticker or a rubber stamp.
4. Drawing Canvas is the place where we can draw and colour.
5. Click on the Quit button to close the Tux paint window.

B Tick (✓) the correct answer.

1. Tux Paint is an easy to use drawing application.
- (a) Drawing (b) Music
(c) Typing (d) Playing game
2. Toolbar is just like a pencil box containing all the drawing and editing tools.
- (a) Drawing canvas (b) Toolbar
(c) Selector (d) Color Palette
3. Which tool is used to make drawing using coloured brush?
- (a) Stamp tool (b) Eraser tool
(c) Paint tool (d) None of these

Page no. 72






4. Stamp tool is used to paste a sticker on your drawing.
- (a) Stamp tool (b) Paint tool
(c) Eraser tool (d) None of these

C Write 'T' for true and 'F' for false statements.

1. In Paint, we can change the colour of the text.
2. The **Fill with color** tool is present in the Shapes group.
3. We cannot open the saved drawing in Paint.
4. The Pencil tool is used to draw freehand drawings.


T
F
F
T

D Match the following:

Column A	Column B
1. To erase a part of the picture	 Stamp 3
2. To quit the Tux Paint window	 Eraser 1
3. To add different pictures	 Save 5
4. To draw a fish	 Quit 2
5. To save the drawing	 Paint 4

CBE BASED WORKSHEET

2. Match the correct images




Quit Tool

Paint tool

Line Tool

New drawing

Magic tool



SAMPLE NOTE MONTH OF NOVEMBER

CLASS 1

Delhi Public School, Gandhinagar
Class- I

Ch-6 USING A COMPUTER MOUSE





SECTION -I

Page no. 57

Section-I

A Tick (✓) the correct answer. Conceptual Understanding

1. Which of the following devices is used to move the pointer on the computer screen?

(a) 	<input checked="" type="radio"/>	(b) 	<input type="radio"/>
(c) 	<input type="radio"/>	(d) 	<input type="radio"/>

57

2. A mouse has _____ buttons and a scroll wheel.

(a) 2 (b) 1
(c) 3 (d) 4

3. Which of the following is not a function of a mouse?

(a) Pointing (b) Clicking
(c) Typing (d) none of these

4. Which of the following is a function of a mouse?

(a) Dragging (b) Scrolling
(c) Clicking (d) All of these

B Fill in the blanks using the given clues.

pointer mouse dragging double-click CPU

1. A Mouse is used for drawing and painting on a computer.

2. Pressing the left mouse button twice quickly is called doubleclick.

3. The arrow on the computer monitor is called a pointer.

4. Moving an item from one position to another is called dragging.

C State "True" or "False".

1. A computer mouse has three buttons and a scroll wheel. F

2. We can select, drag and draw pictures using a mouse. T

3. Releasing the mouse button is called dragging. F

4. We keep the index finger on the left mouse button. T

CBE BASED WORKSHEET

Q.1) A mouse is a _____ device.

- (a) Holding
- (b) Pointing
- (c) Typing

Ans: B

Q.2) A _____ is used for drawing and painting on computer.

- (a) Mouse
- (b) Keyboard
- (c) CPU

Ans: A

Q.3) The small arrow that moves on the screen is called _____.

- (a) Shape
- (b) Picture
- (c) Pointer

Ans: C

Q.4) Always place the mouse on the _____ pad to move it smoothly.

- (a) Keyboard
- (b) Mouse
- (c) CPU

Ans: B

Q.5) Pressing the mouse button is called _____.

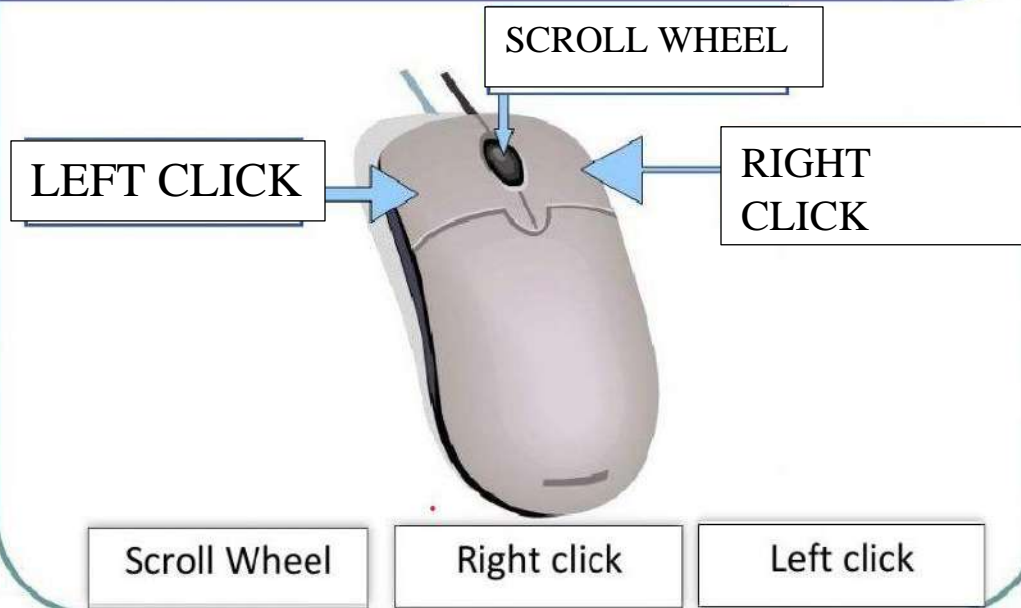
- (a) Clicking
- (b) Putting
- (c) Panting


Ans: A

Fill in the blanks as per the functions of the mouse.

1. Double clicking opens the item.
2. Single clicking selects the item.
-
3. 'Click' means pressing the left button on the mouse.
4. The mouse is kept on a mouse pad.

Label the parts of the Mouse





COMPUTER SAMPLE NOTE

CH- 3 USES OF COMPUTER

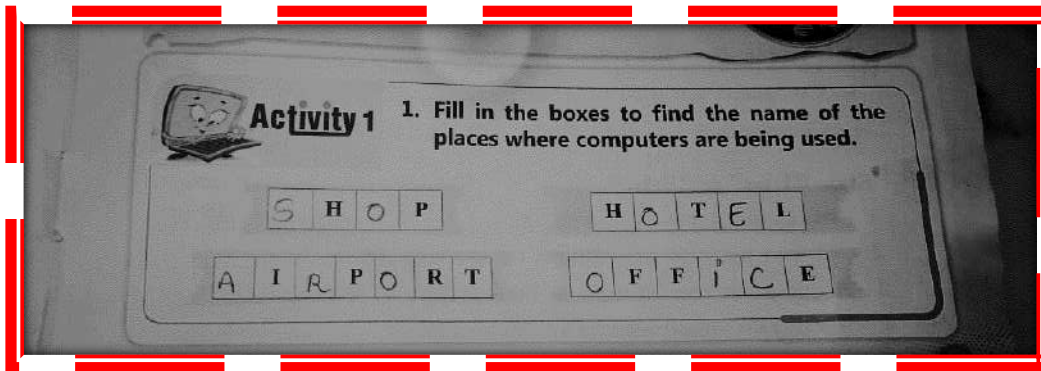


Delhi Public School, Gandhinagar
Class- I

Ch-3 USES OF COMPUTER

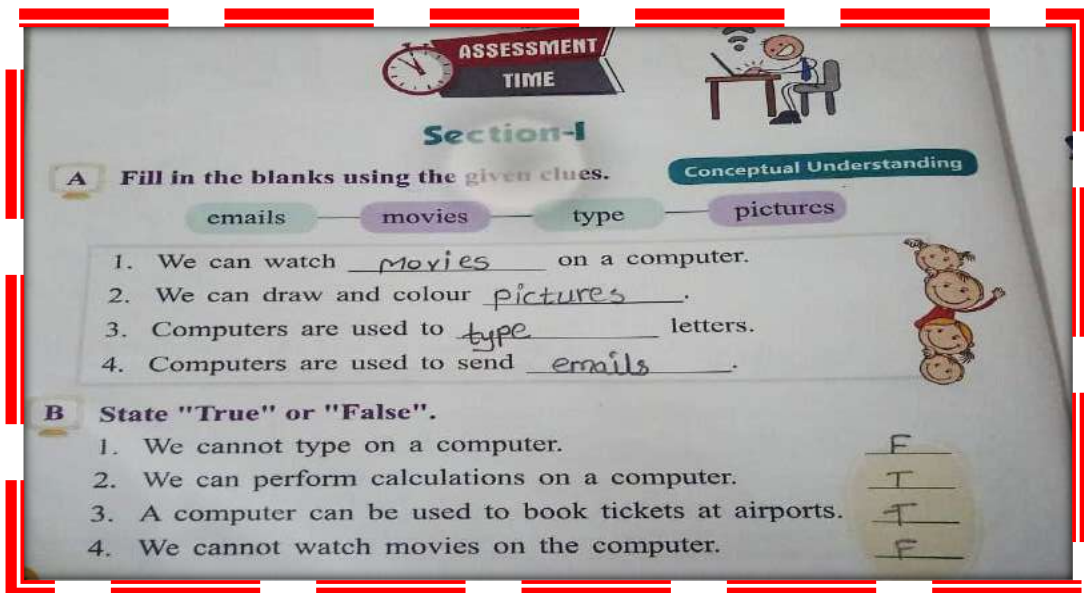
Page No. 27

Activity 1



SECTION - I

Page no. 30



C Tick the correct answer.

1. Which of the following activities, can we do on a computer?


(a) Dancing (b) Cooking
(c) Playing (d) Singing


2. A computer is used to send and receive _____.


(a) bills (b) emails
(c) toys (d) sums


3. A computer is used to book _____.


(a) messages (b) tickets
(c) games (d) sums

1. 

2. 

3. 

4. 

5. 

To type letters To listen to music To draw and color

To solve sums To book tickets online

CBE BASED WORKSHEET

Question: It can be used for sending emails

- a) Computer
- b) Fridge
- c) Speaker

Answer: Computer

Question: We can listen to _____

- a) music
- b) games
- c) cartoons

Answer: music

Question: Computer is used in railways for

- a) reservation
- b) preparation
- c) observation

Answer: reservation

Question: Computer is not used in

- a) kitchen
- b) shop
- c) malls

Answer: kitchen

Question: It can be solved on computer

- a) sums
- b) cartoons
- c) games

Answer: sums

Question: Computer helps in entertainment to

- a) both
- b) listen music
- c) play games

Answer: both

ALL



Let Us Try

Draw a line to match the words and the pictures that show what you can do using a computer.

1. watch a movie

•

•



2. talk to Father

•

•



3. read new words

•

•



4. play a game

•

•



5. send a message

•

•



Delhi Public School, Gandhinagar

Class- IV

Computer Sample Notebook For The Month Of October

L.7 Microsoft Windows-Desktop Management

Pg.No. 91

Jump Start

- WALLPAPER
- DESKTOP
- TASKBAR
- SCREEN

Describe the following. (To be done in Notebook)

- Taskbar**: The taskbar holds the notification area on the right side, which includes a clock and a group of other icons.
- Desktop**: The windows desktop is the main screen of computer. We can access the start menu, taskbar and other icons.
- Recycle bin**: It is a folder that holds the deleted files or folders.
- Icon**: Icons are small pictures that represent files, folders and application.

Pg.No. 98

SECTION-I

A] Fill in the blanks.

- An operating system provides an **interface** between the user and the hardware.
- A computer cannot work without an **operating system**.
- The horizontal bar located at the bottom of the desktop is called **taskbar**.
- The **Cortana** is a voice-activated search feature of windows 10 OS.
- You can see all the currently open application at the same time using the **task view** option on the taskbar.

Pg.No. 99

B] Multiple Choice Questions.

- Which of the following is the latest windows operating system?
A] Windows 7
B] Windows 11
C] Windows 10

D] Windows NT

2. Which of the following holds the clock and other option on the desktop?

A] Icon

B] Taskbar

C] Wallpaper

D] Start

3. Which option do you click to change the desktop background?

A] Personalize

B] Desktop

C] Wallpaper

D] Shortcut

4. _____ is used to search for the application and files on your computer.

A] Search box

B] Notification Area

C] Desktop

D] Taskbar

C] Write T for true and F for false statements.

1. The desktop is the main application of a computer. **False**

2. The recycle bin holds files stored on a computer system. False

3. Operating system is used to interact with the computer system. True

4. The start button allows the user to access the applications on a computer. True

D] Answer the following questions.

1. What is wallpaper?

Ans: The background image that appears on the desktop is called wallpaper.

2. Write the features of windows 10.

Ans: Windows 10 offers various features that make it user friendly and easy to use.

(i) Cortana is a new feature of windows 10. It is a virtual assistant just like Siri, Google and alexa.

(ii) Snap Assist helps users for recognizing screen space to make the best use of it.

(iii) You can open multiple windows at the sometime very easily.

3. What are the basic components of a desktop?

Ans: Basic components of a desktop are as follows:

- (i) Start Menu - This is the place where we can search for any application.
- (ii) Taskbar - The taskbar is the long horizontal bottom of the screen.
- (iii) Icons - These are small pictures that represent files, folders and apps.

4. What is the use of the search box placed on the taskbar?

Ans: The search box found in Window 10 that allows to browse through both computer and the web. It is used to search for the application and files on computer.

Pg.No. 100

E] Match the column.

	Column A		Column B
1.	R P A E A P L A W A L	A.	START
2.	R A B S K A T	B.	THEME
3.	E D K S O T P	C.	TASKBAR
4.	T S R A T	D.	DSKTOP
5.	E H T E M	E.	WALLPAPER

Ans: 1- E 2- C 3- D 4-A 5- B

Section- II

Application Based Questions.

1. Observe the following picture and label the following given parts.



2. Saira wants to see the weather forecast. can you tell her how she can be updated with the weather forecast information.

Ans: She has to use Cortana feature of window 10.

3. Following are the steps to change the background picture(wallpaper) of the desktop. Arrange these steps in the correct order.
- A] Select the 'Picture' option under 'Background'. [step -4]
 - B] Choose a picture under 'Choose your picture'. [step -3]
 - C] Right-click in the blank area on the desktop. [step -1]
 - D] Click the 'Personalize' option. [step -2]

CBE BASED WORKSHEET

Tick the correct answer.

Question: To create a folder in drive C, we should double click on drive D then right click and:

- a) double click on drive C then right click and select 'New' and 'Folder'
- b) double click on Recycle Bin
- c) select 'New' and 'Folder'

Answer: double click on drive C then right click and select 'New' and 'Folder'

Question: To delete a file or folder, we should

- a) drag it to Recycle window
- b) rename it
- c) move it another window

Answer: drag it to Recycle window

Question: You can move a file or folder anywhere on the computer

- a) yes
- b) No
- c) None of these

Answer: yes

Question: You can start a program by clicking on the _____ button

- a) Start
- b) System Tray
- c) Recycle Bin

Answer: Start

Question: Which icon shows the storage devices?

- a) This PC
- b) Network
- c) Recycle Bin

Answer: This PC

Question: The size of the quick launch bar may be

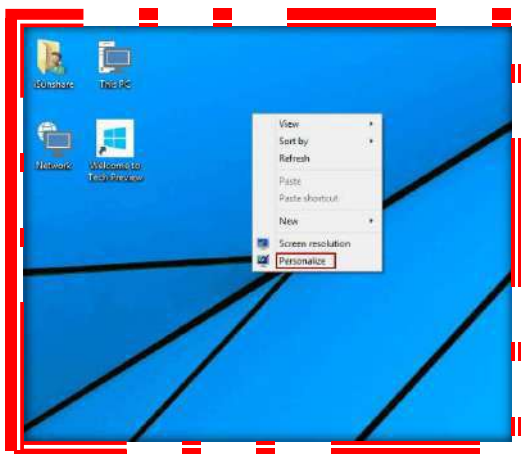
- a) Both
- b) increased
- c) decreased

Answer: Both

AIL



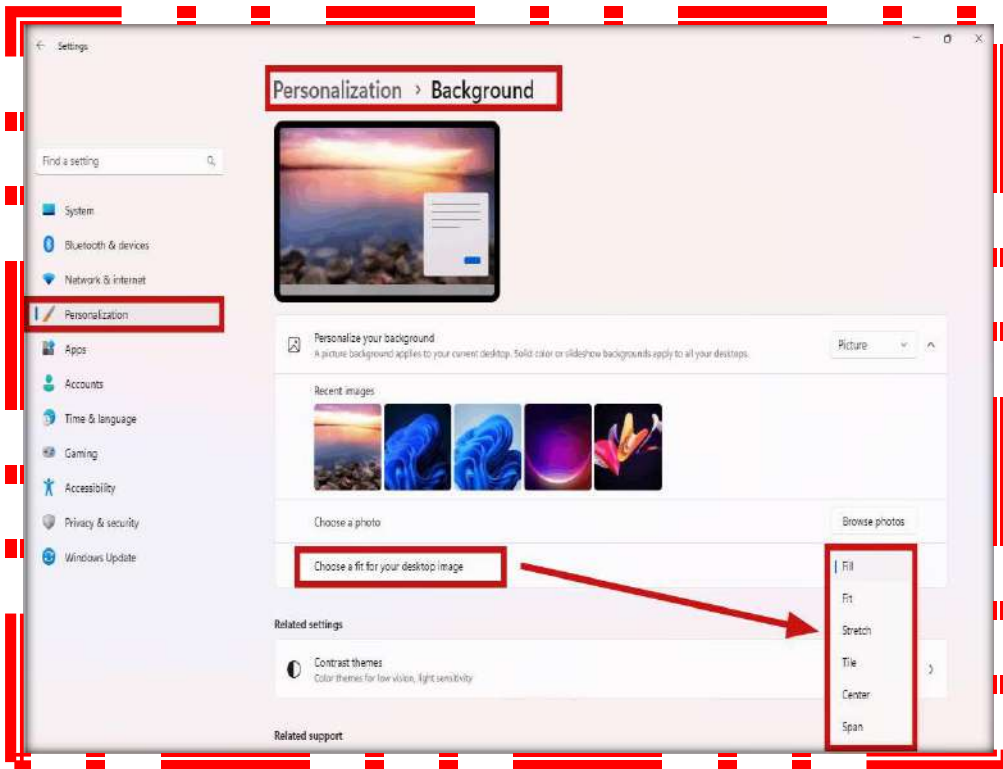
How to change the background of desktop:-
Step 1:- **Right click and select personalize**



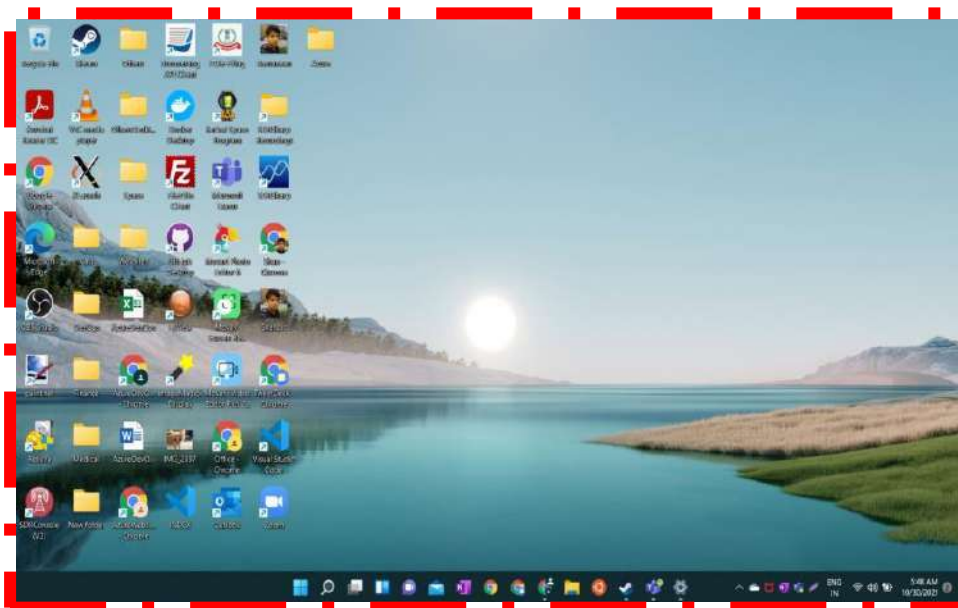
Step 2:-



Step 3: you can select your background image.



Step 4:- your background will change





Section-I

A Fill in the blanks using the given clues.

Conceptual Understanding

queue

cover

wire

dry

1. We should use a dry cotton cloth to clean a computer.
2. We should cover the computer system when not in use.

3. We should walk in a queue while entering the computer lab.



4. Don't plug or unplug any wire of the computer.

B State 'True' or 'False'.



1. We should not walk in a queue while entering the computer lab.

False

2. Do not touch the wire when the computer system is on.

True



3. We should throw the papers in the computer lab.

False

4. Always press the keys of the keyboard gently.

True

C From the pictures given below, tick (✓) the one showing good manners and cross out the (X) one showing bad manners in the computer lab.



A Tick the correct option

1. Which of the following figures shows the CORRECT way of drawing pictures in computer?

a)



b)



2. We watch _____ on computer.

a) Cartoons

b) Movies

c) Music

d) Both a) & b)

3. Which of the following can be prepared using computer in schools?

a) Time-table

b) Student Report card

c) Circulars

d) All of these

4. Which of the following pictures does not show the use of computer?

a)



b)



d)

c)



A. Write the name of places where computers are used.

1. Bankers use computers in BANK
2. Teachers use computers in SCHOOL
3. Doctors use computers in HOSPITAL
4. Officers use computers in OFFICE
5. Shopkeepers use computers in SHOP
6. Computers play a very important role to control the movements of trains in RAILWAY STATION
7. Computers are used to control the activities of aeroplanes in the AIRPORT

B. Name the machine from which your elders can withdraw money any time.

ATM

C. Name a movie you have watched on a computer.

SUPER 30

AIL

HOW TO START COMPUTER?

You must know how to **switch on/start** your computer. There are few rules to follow.



1. Switch on the power supply.



2. Switch on the UPS.



3. Switch on the CPU.



4. Switch on the monitor.

HOW SWITCH OFF THE COMPUTER?

* After finishing the work, Shut down the computer properly.



1. Click start button and shut down option from the menu.
2. Switch off the monitor.
3. Switch off the UPS.
4. Switch off the power supply.

If you do not shut down the computer properly, it might give errors or get spoiled.



Delhi Public School, Gandhinagar
HALF YEARLY EXAMINATION (2024-25)

Class I

Computer Science
Sample Paper

Date: 00.00.24

Time: Hours

M. Marks:

Name: _____ Sec: _____ Roll No: _____

General Instructions:

(i) There are three Sections.

(ii) All the questions are compulsory.

(iii) Answer the questions as per given instructions.

Section - A

Q-I

Picture Quiz.

1. Which machine did not work on electricity?



(a) Skate Board



(b) Seesaws



(c) Washing Machine

2. Identify the computer we cannot carry anywhere?



(a) desktop



(b) Tablet



(c) Laptop

3. Which of the following buttons is pressed to start a computer?



(a) Power



(b) start



(c) Desktop

4. Identify the device which look like a real mouse?



(a)



(b)



(c)

5. Which action we did not to perform in computer lab?



a)



b)



c)

Section - B





Q-II

Write 'T' for True and 'F' for False.

1. Machine are made by man. _____
2. To Switch on the computer, frist switch on the CPU. _____
3. We cannot play games on a computer. _____
4. The stamp tool lets you add effects. _____





Q-III

Match the following

A	B
1) 	a) Laptop
2) 	b) Start button
3) 	c) keyboard
4) 	d) sit quite
Ans : 1-_____, 2-_____, 3-_____, 4-_____	

Q-IV

Rearrange the given steps to turn on the computer.



Q-V

Word Grid

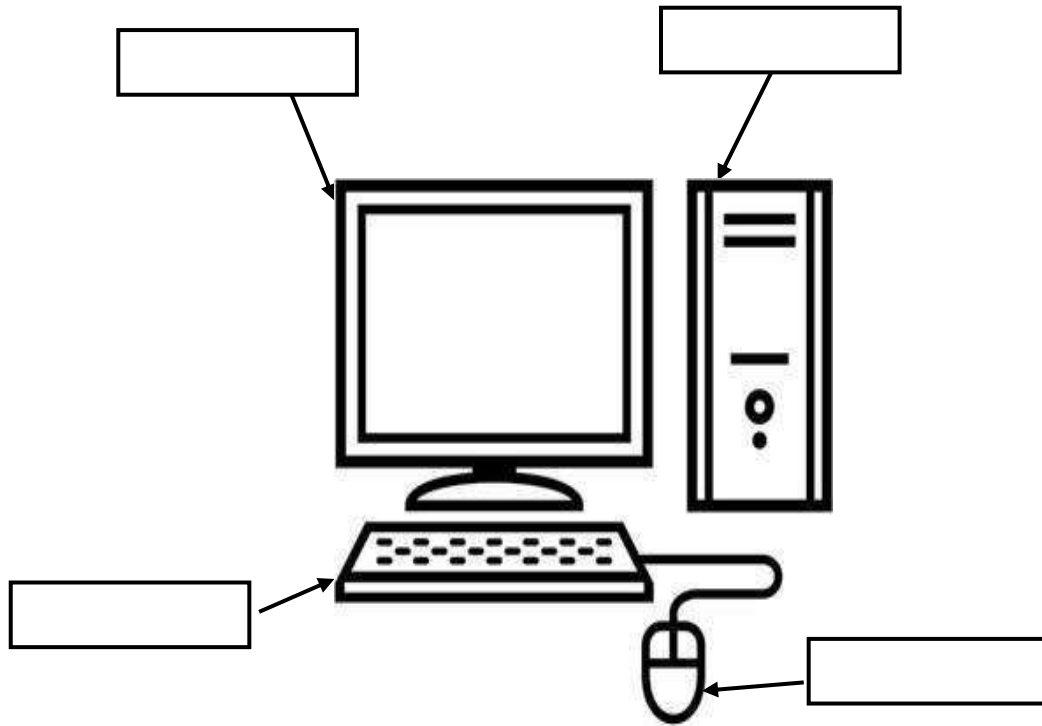
MOUSE TABLET KEYBOARD MONITOR

T	A	B	L	M	E	M	T
D	C	O	N	O	X	O	R
M	T	U	W	U	Y	N	E
A	C	A	R	S	Z	I	E
N	O	A	B	E	C	T	O
Z	Q	M	N	A	E	O	P
K	E	Y	B	O	A	R	D
L	B	K	O	R	S	D	A

Q-VI

Label the Parts of the computer with the help of the given hint.

[Monitor, CPU, Mouse, Keyborad]



Delhi Public School, Gandhinagar

Class- I

Computer Sample Notebook

L.2 Parts of Computer.

JULY MONTH

Page No. 19




Activity 1

Write the missing letters to complete the names of the parts of the computer.



MONITOR



CPU



MOUSE



KEYBOARD

Page No.21



Section-I

A Tick (✓) the correct answer.

Conceptual Understanding

1. Which of the following devices looks like a television screen?



2. Which of the following devices is used to type letters, numbers and symbols?



3. Which of the following devices helps us select the things on a monitor?



4. Which of the following devices helps us scan text and photos?



B State 'True' or 'False'.


1. CPU displays the work we do on a computer. F
2. Speakers help us to listen to music. T
3. We cannot play games on a computer. F
4. CPU stands for Central Processing Unit. T
5. The keyboard is used to scan text and photos F


C Fill in the blanks using the words given below.

mouse — speakers — CPU — typing — monitor


1. CPU stands for central processing unit.
2. The keyboard is used for typing the text on the computer.
3. A mouse points at different things on the computer monitor.
4. A computer monitor looks like a television screen.
5. Speaker are used to listen to music on a computer.


D Identify the following parts of a computer and write their name (briefly).

1. 

MOUSE
2. 

CPU

3.  **KEYBOARD**

4.  **MONITOR**

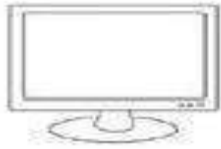
CBE WORKSHEET

Find and tick (✓) the correct answer.

 <ul style="list-style-type: none"> <input type="checkbox"/> Television <input type="checkbox"/> Printer <input checked="" type="checkbox"/> Monitor 	 <ul style="list-style-type: none"> <input type="checkbox"/> CPU <input checked="" type="checkbox"/> Webcam <input type="checkbox"/> Monitor
 <ul style="list-style-type: none"> <input checked="" type="checkbox"/> Hard disk <input type="checkbox"/> Joy stick <input type="checkbox"/> Projector 	 <ul style="list-style-type: none"> <input checked="" type="checkbox"/> Microphone <input type="checkbox"/> Speaker <input type="checkbox"/> Headset
 <ul style="list-style-type: none"> <input type="checkbox"/> CD/DVD <input type="checkbox"/> Data card <input checked="" type="checkbox"/> Pen drive 	 <ul style="list-style-type: none"> <input type="checkbox"/> Scanner <input checked="" type="checkbox"/> Printer <input type="checkbox"/> Hard disk
 <ul style="list-style-type: none"> <input type="checkbox"/> Hard disk <input checked="" type="checkbox"/> Touch screen <input type="checkbox"/> Light pen 	 <ul style="list-style-type: none"> <input type="checkbox"/> Webcam <input type="checkbox"/> Scanner <input checked="" type="checkbox"/> Projector

Matching - Computer Parts

Directions: Identify and match each computer term.



1.

A. Keyboard



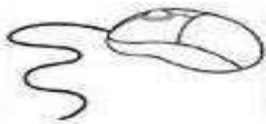
2.

B. Monitor



3.

C. Printer



4.

D. CPU



5.

E. Mouse



6.

F. Speakers

Ans [1-B , 2-C , 3-A , 4-E , 5-F , 6-D]

AIL

HOW TO START COMPUTER?

You must know how to **switch on/start** your computer. There are few rules to follow.



1. Switch on the power supply.



2. Switch on the UPS.



3. Switch on the CPU.



4. Switch on the monitor.

HOW SWITCH OFF THE COMPUTER?

✳ After finishing the work, Shut down the computer properly.



1. Click start button and shut down option from the menu.
2. Switch off the monitor.
3. Switch off the UPS.
4. Switch off the power supply.

If you do not shut down the computer properly, it might give errors or get spoiled.

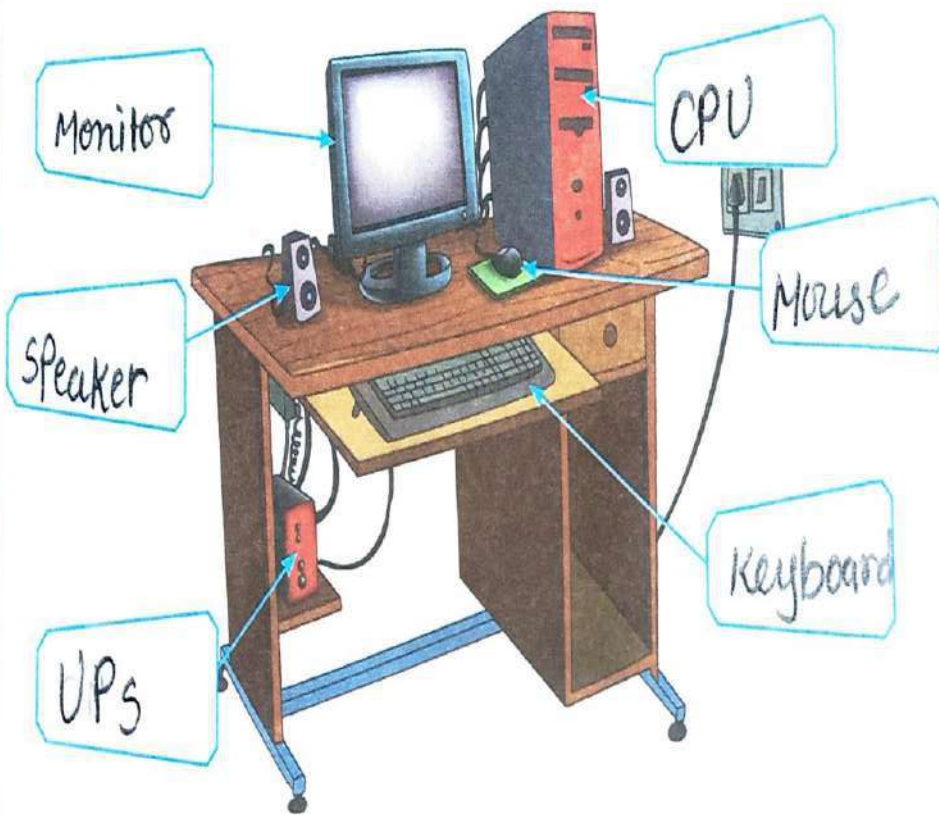
Delhi Public School, Gandhinagar
Class- I
Computer Sample Notebook for the month of June'2024-25
L.4 Starting and Shutting down a computer.

Page No. 34



Activity 1

Identify the following things in the given picture and write their names using the hints



Hints

Keyboard

Mouse

CPU

UPS

Monitor

Speaker



Section-I

A Tick (✓) the correct answer.

Conceptual Understanding

- We should not touch the wire when the computer is on.

(a) keyboard	<input type="radio"/>	(b) mouse	<input type="radio"/>
(c) wire	<input checked="" type="radio"/>	(d) monitor	<input type="radio"/>
- We should not press the power button of CPU while shutting down the computer.

(a) UPS	<input type="radio"/>	(b) CPU	<input checked="" type="radio"/>
(c) monitor	<input type="radio"/>	(d) desktop	<input type="radio"/>
- Which of the following buttons is pressed to start a computer?

(a) Power	<input checked="" type="radio"/>	(b) Start	<input type="radio"/>
(c) Restart	<input type="radio"/>	(d) None	<input type="radio"/>

B Fill in the blanks using the given clues.

shut down | electricity | start | switch on

- We need electricity to make the computer work.
- Once, we have finished our work on the computer, we must shut down the computer properly.
- To switch on a computer, we first press the power button from the electric board.
- When we click on Start, a menu appears.

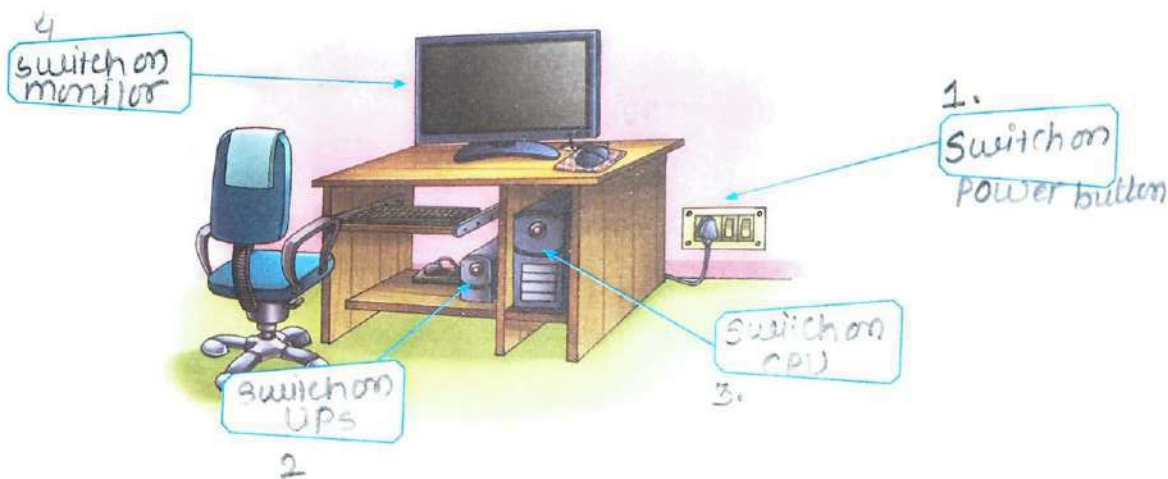
C State "True" or "False".

1. A computer needs electricity to work. T 0
2. To switch on the computer, first switch on the CPU. F 0
3. The option to shut down a computer is present on the Start button. T 0
4. UPS stands for Unique Power Supply. F 0

D If your computer stops responding and everything freezes. Circle the option that you will use in such a situation.

- Use Shut down option
- Use Shut down option
- **Keep power button pressed**
- Use Restart option

E Saira wants to switch on her computer. Can you help her by writing the correct order in the boxes provided? Subject Enrichment




F Unscramble the following words and match the column.

TOPESDK

TASRT

RTPUEMOC

TOIRNOM



COMPUTER

START

DESKTOP

MONITOR



CBE WORKSHEET

Fill in the blanks.

1. The first screen that appears after switching on a Computer is called desktop.
2. The start button is used to open programs and Shut down a computer.
3. A computer is an smart machine.

Unscramble the following words and match the columns:

1. M E R U A S N E

PASSWORD

2. O R W P E

SWITCH

3. W P D A R O S S

START

4. S H C I T W

USERNAME

5. A R T S T

POWER

AIL PRATICAL

HOW TO START COMPUTER?

You must know how to **switch on/start** your computer. There are few rules to follow.



1. Switch on the power supply.



2. Switch on the UPS.



3. Switch on the CPU.



4. Switch on the monitor.

HOW SWITCH OFF THE COMPUTER?

✳ After finishing the work, Shut down the computer properly.



1. Click start button and shut down option from the menu.
2. Switch off the monitor.
3. Switch off the UPS.
4. Switch off the power supply.



If you do not shut down the computer properly, it might give errors or get spoiled.

Activity-1

Activity 1 Write (N) for natural things and (M) for man-made things in the given circles.

The activity shows six items with classification circles below them:

- Sun: N
- Box of crayons: M
- Book: M
- Tree: N
- Cloud: N
- Backpack: M

Activity-2

Activity 2 Which of the following are machines? Write 'E' for the machines that run on electricity and 'B' for the machines that run on a battery.

The activity shows six items in boxes with labels below them:

- Television: E
- Calculator: B
- Clock: B
- Fan: E
- Camera: B
- Picture of a landscape: E

Activity-3



Activity 3

List the places where you have seen people using a computer. The first place has been listed for you.





- 1. Movie ticket counter
- 2. School
- 3. office
- 4. Bank
- 5. Railway
- 6. Airport

Section-I

Conceptual Understanding

A Tick (✓) the correct answer.

1. Which of the following is a man-made thing?

- (a) 
- (b) 
- (c) 
- (d) 





2. Microwave runs on electricity.

- (a) battery
- (b) fuel
- (c) electricity
- (d) man-power

3. A computer is an _____ machine.

- (a) natural
- (b) electronic
- (c) smart
- (d) both b & c

4. Which of the following computers cannot be carried anywhere?

- (a) 
- (b) 
- (c) 
- (d) 

B State 'True' or 'False'.

1. An umbrella is a natural thing.
2. Machines are made by man.
3. A computer is a smart machine.
4. We cannot listen to music on a computer.
5. A smartphone is used to make calls and send messages.

False
True
True
False
True

Page No. 15

C Unscramble the following words. Each word is a type of computer.


1. k p o e d s t
2. l b t a e t
3. p l o t a p

desktop
tablet
laptop


D Answer the following questions:

1. Name any two natural things around you.
Sun and Moon
2. Name any two machines which run on electricity.
Fan and Microwave
3. Name any two types of computers that run on battery.
laptop and tablet

Section-II

 **Art Integration** Creativity

Colour the picture of the computer given.



CBE based Question

A Fill in the blanks

1. You can play games on a computer.
2. A computer never makes Mistake.
3. A Computer works on electricity
4. A computer is a useful machine.
5. You can type letters on a computer

B Unscramble the jumbled words and write the correct words in the given space.

- 1 A M H C I N E = MACHINE
 - 2 O C M P T U E R = COMPUTER
 - 3 P A T L P O = LAPTOP
 - 4 L M P P T O A = PLAMTOP
 5. E E L C T I R C Y T I = ELECTRICITY
-