



Delhi Public School Gandhinagar
Academic session (2023-24)

Class: I

Subject: Mathematics

Month: April and May

Chapter- 1 Numbers up to 20

Chapter- 2 Addition up to 20

Month: April and May

By: Ms.Gargi Khatri



- ❖ Bridge Course/ Revision
- ❖ Oral (Numbers 1-20)
- ❖ Notebook Work (Number Names 1-20)

❖ Revision of Numbers

➤ Numbers 1 to 20

T	O		T	O
	1		1	1
	2		1	2
	3		1	3
	4		1	4
	5		1	5
	6		1	6
	7		1	7
	8		1	8
	9		1	9
1	0		2	0



➤ Write number names. (1-10)

T	O	
	1	One
	2	Two
	3	Three
	4	Four
	5	Five
	6	Six
	7	Seven
	8	Eight
	9	Nine
1	0	Ten



➤ Write number names. (11-20)



T	O	
1	1	Eleven
1	2	Twelve
1	3	Thirteen
1	4	Fourteen
1	5	Fifteen
1	6	Sixteen
1	7	Seventeen
1	8	Eighteen
1	9	Nineteen
2	0	Twenty

Chapter- 1 Numbers Up To 20

- ❖ Textbook Work Page No:1,2, 3, 4, 5, 6, 7, 9, 10,11, 12,13,14, 15, 17, 18
- ❖ C.B.E. Worksheet: Textbook Page No:19
- ❖ Notebook work

Numbers 11-20 (Tens and Ones)

T	O				
1	1	1	Ten	1	One
1	2	1	Ten	2	Ones
1	3	1	Ten	3	Ones
1	4	1	Ten	4	Ones
1	5	1	Ten	5	Ones
1	6	1	Ten	6	Ones
1	7	1	Ten	7	Ones
1	8	1	Ten	8	Ones
1	9	1	Ten	9	Ones
2	0	2	Tens	0	Ones

A. Write the number names for the following.

T	O	
	7	Seven
	9	Nine
1	8	Eighteen
2	0	Twenty

B. Write the numbers for the given number names.

	T	O
Three		3
Six		6
Eleven	1	1
Fifteen	1	5

C. Write before number.

4	5
9	10
12	13
18	19

D. Write after number

6	7
10	11
14	15
19	20

E. Write between number.

4	5	6
9	10	11
13	14	15
18	19	20

F. Arrange the numbers from smallest to biggest.

a.

9	15	2
---	----	---

Ans

2	9	15
---	---	----

b.

19	7	12
----	---	----

Ans.

7	12	19
---	----	----



G. Arrange the numbers from biggest to smallest.

a.

13	6	18
----	---	----

Ans

18	13	6
----	----	---

b.

11	8	20
----	---	----

Ans

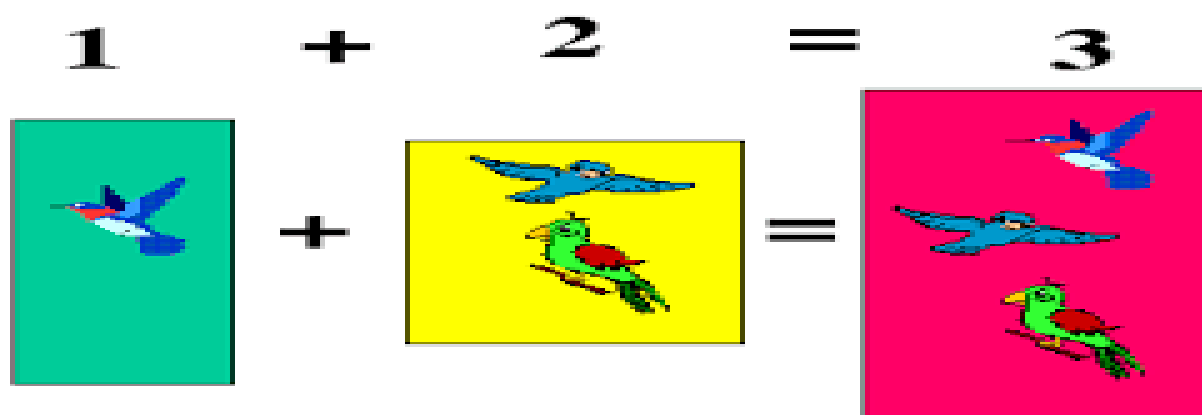
20	11	8
----	----	---



Chapter –2 Addition up to 20

❖ Textbook Work Page No:20, 21, 22, 23, 24, 25, 26, 27, 28, 29,30, 31, 32, 33

❖ C.B.E. Worksheet: Textbook Page No:34




❖ Notebook work

A. Count and add.

a.		$2 + 2 = 4$
b.		$3 + 4 = 7$
c.		$1 + 2 = 3$

B. Add the following. (Vertical Addition)



	T	O
		6
+		4
	1	0

	T	O
		9
+		5
	1	4

	T	O
		3
+		5
		8

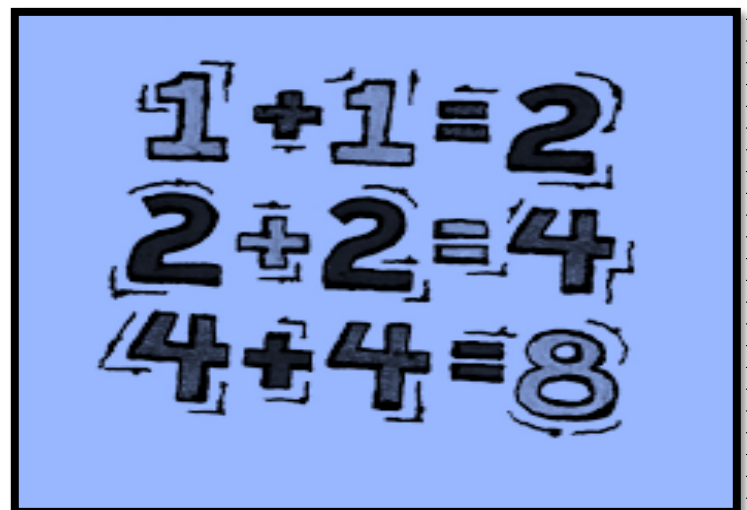
	T	O
		3
+		8
	1	1

	T	O
		7
+		6
	1	3

	T	O
		7
+		2
		9

C. Add the following. (Horizontal Addition)

$4 + 3 = 7$
$5 + 5 = 10$
$8 + 1 = 9$
$3 + 1 + 5 = 9$
$7 + 1 + 1 = 9$
$4 + 2 + 3 = 9$



D. Add the following. (Vertical Addition)

	T	O
		2
		1
+		4
		7

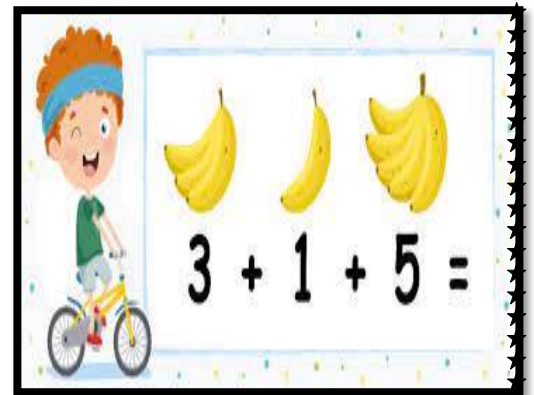
	T	O
		1
		5
+		2
		8

	T	O
		2
		1
+		6
		9

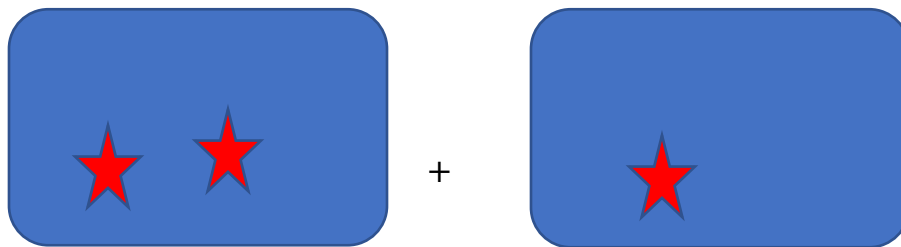
	T	O
		3
		0
+		3
		6

	T	O
		2
		3
+		4
		9


	T	O
		4
		2
+		1
		7



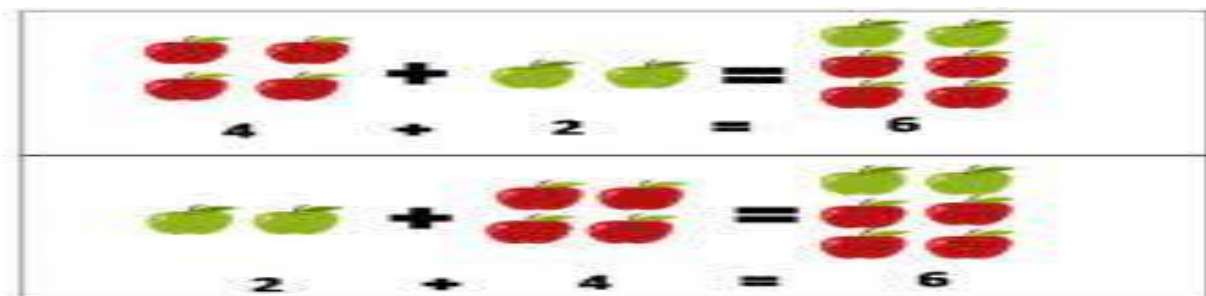
E. Order property in addition. (Activity)



$$2 + 1 = 3$$



$$1 + 2 = 3$$



Remarks. _____

Sign. _____

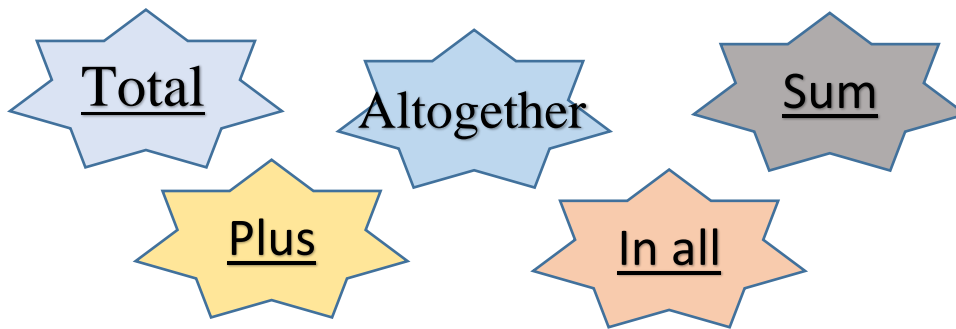


Delhi Public School Gandhinagar
Academic Session 2023-24
CLASS - I



SUBJECT: MATHEMATICS
MONTH: JUNE
CHAPTER – 3
SUBTRACTION UPTO 20

Story Sum



1. Mayank had 11 toffees. Mega gave him 3 more toffees. How many toffees does Mayank have in all?

Number of toffees Mayank had

Number of toffees Mega gave him

	T	O
	1	1
+		3
	1	4

Ans. Mayank has 14 toffees in all.

2. A gardener has planted 15 trees. He plants 6 more trees on the next day. How many trees did he planted altogether?

Number of plants gardener has planted

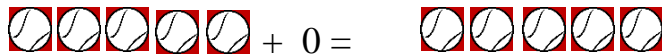
Number of plants planted on the next day

	T	O
	1	5
+		6
	2	1

Ans. He planted 21 trees altogether.

Adding Zero Property

1.

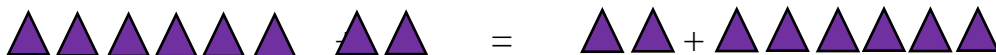


$$5 + 0 = 5$$

When 0 is added to a number, the answer is always the same number.

Order Property

1.

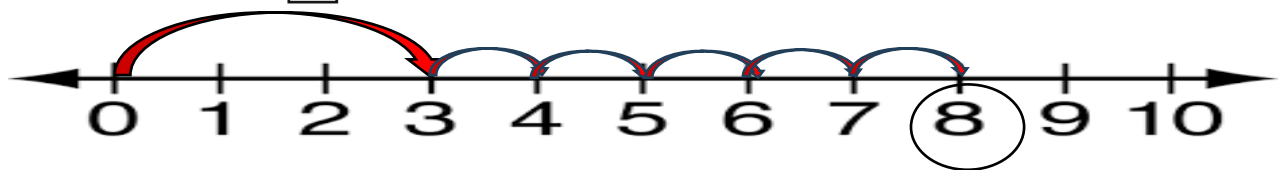


$$6 + 2 = 2 + 6$$

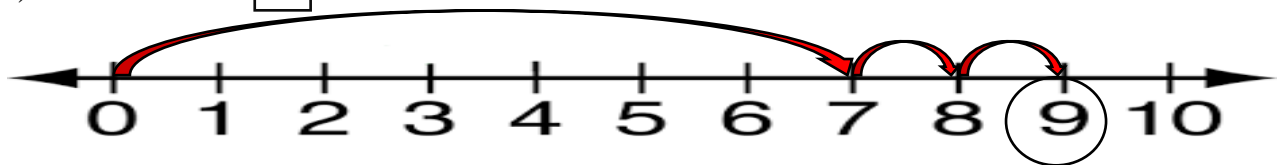
Notebook work:-

Q.I Add using number line :-

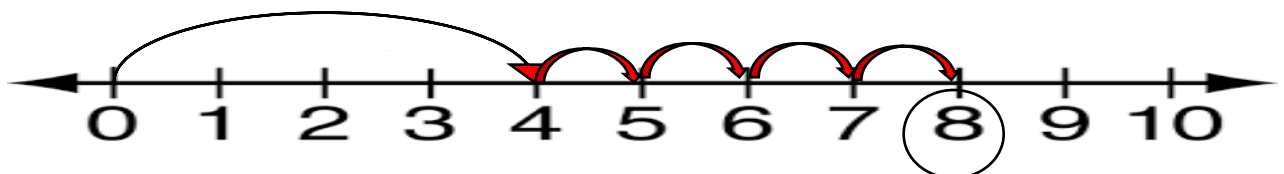
a) $3 + 5 = \boxed{8}$















b) $7 + 2 = \boxed{9}$



c) $4 + 4 = \boxed{8}$



CBE Activity

   	Shelf-1
  	Shelf-2
    	Shelf-3

1. The shelf is empty. Draw 4 balls in the first rack, 3 balls in the second shelf and 5 balls in the third shelf. Add and write.

$$\underline{4} \text{ balls} + \underline{3} \text{ balls} + \underline{5} \text{ balls} = \underline{12} \text{ balls}$$

2. Write the missing number :-


$$1) 3 + \underline{0} = 3$$

$$2) 1 + 14 = \underline{15}$$


$$3) 7 + 6 = \underline{6} + 7$$

$$4) 0 + 18 = 18 + \underline{0}$$

Chapter -3 Subtraction up to 20




$$5 - 3 = 2$$



$$4 - 3 = 1$$

Textbook Work Page No: 35, 36, 37, 38, 39, 40, 41, 42, 43, 44, 45,
46, 47, 48, 49, 50, 51

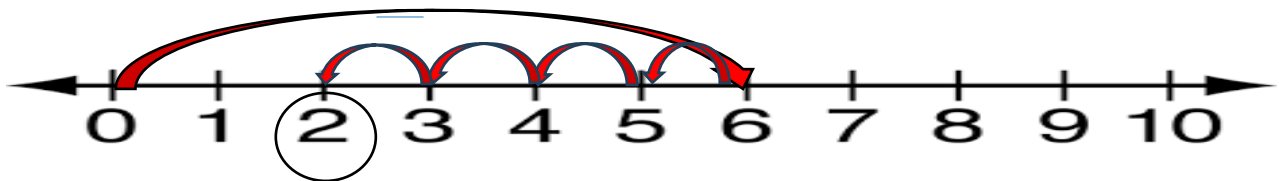


$$12 - 5 = 7$$

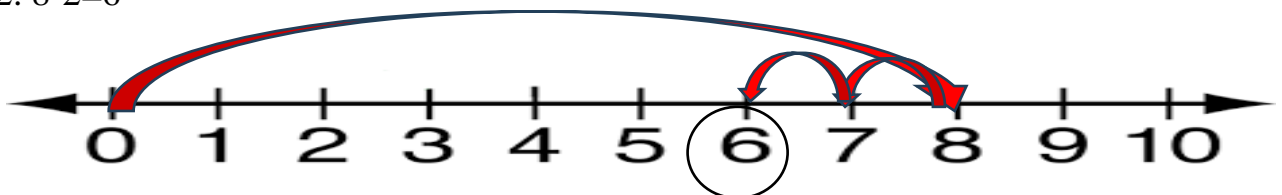
NOTE BOOK WORK

Ex -A. Subtract the following:

1. $6 - 4 = 2$



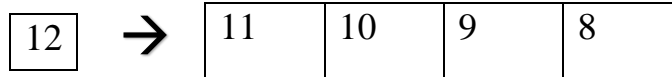
2. $8 - 2 = 6$



C. Subtraction by counting backward :

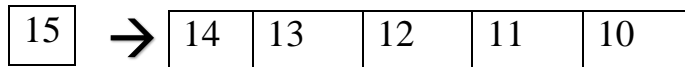
1.) $12 - 4 = \underline{8}$

Start from



2.) $15 - 5 = \underline{10}$

Start from



F. Subtracting 1- digit number from 2- digit number using backward counting :

1

	T	O
	1	9
-		5
	1	4

	T	O
	1	7
-		7
	1	0

	T	O
	1	6
-		2
	1	4

	T	O
	1	4
-		3
	1	1

	T	O
	1	0
-		8
		2

	T	O
	1	2
-		5
		7

G. Story Sum :

1) Jay has 18 caps. He lost 4 of them. How many caps are left with him?

Number of caps Jay has

Number of caps he lost

Left

	T	O
	1	8
-		4
	1	4

Ans. 14 caps are left with him.

2) Sudha had 12 dolls. She gave 2 dolls to her sister. How many dolls are left now?

Number of dolls Sudha had

Number of dolls she gave to her sister

left

	T	O
	1	2
-		2
	1	0

Ans. 10 Dolls are left now.

Textbook work

H. Subtracting zero:

When 0 is subtracted from a number the answer is the number itself.

$$1) 5 - 0 = \underline{5}$$

$$2) 7 - 0 = \underline{7}$$

$$3) 3 - 0 = \underline{3}$$

I. Subtracting 1:

When 1 is subtracted from a number the answer is the number just before that number.

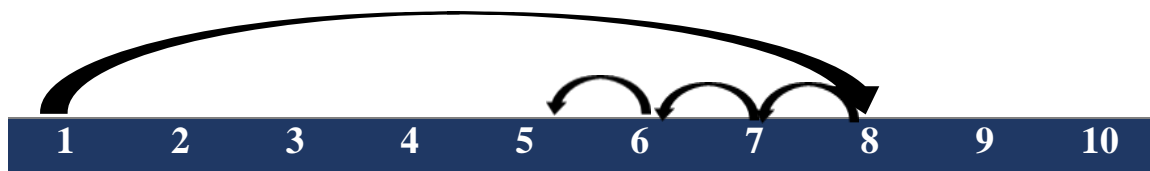
$$1) 4 - 1 = \underline{3}$$

$$2) 9 - 1 = \underline{8}$$

$$3) 6 - 1 = \underline{5}$$

J. Subtract the number by using number strips :

$$1) 8 - 3 = 5$$



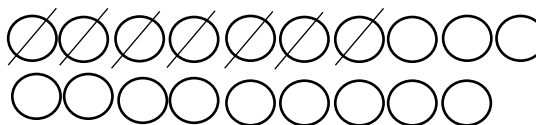
$$2) 4 - 1 = 3$$



K. Subtract the following by drawing circles:

1.

	T	O
	1	9
-		7
	1	2



2.

	T	O
	1	3
-		2
	1	1

